

SHANDONG RING SUPPLY CHAIN MANAGEMENT CO., LTD

FORWARD
TO THE FUTURE

R GROUP

SHANDONG RING SUPPLY CHAIN MANAGEMENT CO., LTD

Whatsapp: 86 13583684561

E-mail: Lucyliu@rscmachinery.com

Web: www.rscmachinery.com

Add: 3rd Floor, Eastern Eight zone, Licheng, Jinan, Shandong Province, China



RscletolTM

ENTERPRISE INTRODUCTION

企业简介

It is an organization's unique cultural image composed of its values, beliefs, rituals, symbols, and ways of doing things. In simple terms, it is the various aspects of the company's daily operation. Employee culture, also known as corporate staff culture.



R GROUP INTRODUCTION

Shandong Ring Supply Chain Management Co.,Ltd (RSC) is located in Jinan, Shandong,China. We are specialized in exporting heavy duty equipments and agricultural equipments such as front end loader, wheel loader, backhoe loader, mini excavator, forklift, mixer, farm tractors. RSC aims to provide best comprehensive one-stop service for our esteemed customers.We have our direct machinery manufacturing factory and also associated OEM manufacturing base that can provide customized improvements for customers.

RSC is always with you and will be your best partners!



R GROUP CULTURE

Mission: Customer-oriented and Lead the Global Customized Construction Machinery Service with Innovation

Vision: Be Your Trusted Professional One-Stop Supply Chain Services Provider

Values: Honest, Integrity, Teamwork, Excellent, Sustainable Development

CONTENT

- 04 Mini Excavator**
- 18 Large Excavator**
- 28 Skid steer**
- 32 Loader**
- 41 Backhoe loader**
- 45 Forklift**
- 52 Telehandler**
- 54 Road roller**



MINI EXCAVATOR



R319



R327



R322



R355L

小型挖掘机 R10-5 PRO

SMALL EXCAVATOR



大臂侧摆
Big arm side swing



前翻式座椅
Flip-forward seat



可开后门
Openable rear door

可加装钢履带、驾驶室
Can be equipped with steel track, cab

产品用途 PRODUCT APPLICATION

运用于路面修复、混凝土破碎、埋设电缆、自来水管道的铺设、园林栽培及河道河沟清淤工程、建筑工程等各种作业环境。具备挖掘、破碎、清沟、钻孔、推土等多功能。

It is used to restore the ground, break the concrete, and for cable casting, water pipe laying, planting, cleaning of river/ditch and construction project. It has several functions: excavation, breaking, ditch cleaning, drilling, bulldozing and ect.

性能特点 FEATURE

- ◆进口配件，提升机器整体性能；
Imported accessories to enhance the overall performance of the machine.
- ◆油缸一次锻打成型，不易断裂，内置NOK密封圈；
single-forging forming cylinder, not easy to break, built-in NOK seal.
- ◆采用优质加厚钢材，运用喷塑工艺处理，防锈防腐；
Use thicker high-quality steel, apply plastic molding process, prevent rust and anti-corrosion.
- ◆采用国际知名品牌减速机，运行平稳，可靠性高；
The use of internationally renowned brand reducers provides smooth operation and high reliability.
- ◆360度车身自由旋转，灵动机身为用户户外工作带来便利。
The 360-degree body rotates freely, and the smart body facilitates outdoor work.

标准配置/STANDARD CONFIGURATION

润通、立工发动机/派一行走马达/进口油缸、油管内置NOK密封圈/前翻式座椅/可开后门/可调节推土铲/

耐磨工程橡胶履带/可调式驾驶座椅/标准挖斗

Rato, Ligong engine/paiyi travel motor/imported oil cylinder, oil pipe built-in NOK sealing ring/forward flip-up seat/openable rear door/adjustable bulldozer/wear-resistant engineering rubber track/ Adjustable driving seat/standard bucket

选装配置/OPTIONAL CONFIGURATION

破碎锤/松土器/抓木器/耙子/旋挖钻/大挖斗/泥浆斗

Hammer / Ripper / Log grapple / Rake / Auger drill / Large bucket / Mud bucket

适用范围 APPLICATION

适合于室内拆除、旱厕改造、工程破拆、开荒山、小型土石方工程、市政工程、混凝土破碎、河道清淤等作业环境。
Applicable to indoor demolition, toilet upgrading, engineering forcible entry, excavate barren hills, small earthwork, municipal projects, break concrete, dredging river and other working environment.

型号	R10-5 ECO	MODEL	R10-5 ECO
重量		WEIGHT	
工作重量	1000kg	Operating weight	1000kg
尺寸		SIZE	
运输总长度	2280mm	Total length	2280mm
运输总宽度	903mm	Total width	903mm
运输总高度	2264mm	Total height	2264mm
最大挖掘半径	3231mm	Max. digging radius	3231mm
最大挖掘深度	1463mm	Max. digging depth	1463mm
最大挖掘高度	3010mm	Max. digging height	3010mm
配重离地间隙	425mm	Counterweight ground clearance	425mm
最大挖掘力	9.2kN	Max. digging force	9.2kN
驱动		DRIVE	
发动机品牌	立工/润通	Engine brand	Ligong / Rato
发动机型号	192F / R420	Engine model	192F / R420
最大功率	8.2kw / 8.6kw	Maximum power	8.2kw / 8.6kw
行走特性		WALKING CHARACTERISTICS	
行走速度	0-1.8km/h	Walking speed	0-1.8km/h
爬坡能力	30%	Climbing angle	30%

小型挖掘机 R13-2 PRO

SMALL EXCAVATOR R13-2 PRO



久保田发动机
Kubota engine

油缸保护设计
Oil cylinder
protection design



可进电梯
Accessible elevator

产品用途 PRODUCT APPLICATION

本机器为我公司最小机型，小巧灵活、运输方便、散热效果好；能在狭小场地作业，各种室内电梯装修，也适合在果园种植、挖沟、施肥除草等。

This machine is the smallest one among our products. It is flexible, easy transport and has favourable heat dissipation effect. It can be operated in limited space and various elevator decoration indoors. Besides it can be used for planting, digging, applying fertilizer and weeding in the orchard.

性能特点 FEATURE

- ◆简单、安全；小巧灵活，可进电梯工作；
Simple and safe; Compact and flexible, capable of working in elevators
- ◆两侧先导扶手箱可上翻，并且线束采用联动保护；
The pilot armrest boxes on both sides can be flipped up, and the wiring harness adopts linkage protection
- ◆结构件采用不锈钢或喷塑处理，延长使用寿命；
Structural parts are made of stainless steel or plastic to prolong service life.
- ◆操作简单便捷，伸缩偏转两侧先导操作；
Simple and convenient operation, with pilot operation on both sides of the telescopic deflection;
- ◆塑料柴油箱，容量大，内部清洁度高；
Plastic diesel tank with large capacity and high internal cleanliness

标准配置/STANDARD CONFIGURATION

久保田柴油发动机/高精密多路阀/派一双速行走马达/九齿花键齿齿轮泵/进口油缸、油管内置NOK密封圈/可调节推土铲/脚踏板/耐磨工程橡胶履带/可调式驾驶座椅/标准挖斗
Kubota diesel engine/high-precision multi-way valve/Pai two-speed traveling motor/nine-tooth spline gear pump/imported oil cylinder, oil pipe built-in NOK sealing ring/adjustable bulldozer/foot pedal/wear-resistant engineering rubber track/adjustable Driving seat/standard bucket

选装配置/OPTIONAL CONFIGURATION

破碎锤/松土器/抓木器/耙子/旋挖钻/大挖斗/顶棚/泥浆斗
Hammer / Ripper / Log grapple / Rake / Auger drill / Large bucket / Large bucket / Mud bucket

适用范围 APPLICATION

适合于农林业种植、农田改造、园林栽培、路面修复、地下室及室内施工、养殖场、蔬菜大棚等作业环境。
Applicable to agroforestry planting, farmland leveling, garden cultivation, repairing pavement, basement and interior construction, farming, vegetable greenhouse and other working environment.

型号	R13-2 PRO	MODEL	R13-2 PRO
重量		WEIGHT	
工作重量	1210kg	Operating weight	1210kg
尺寸		SIZE	
运输总长度	2320mm	Total length	2320mm
运输总宽度	750mm	Total width	750mm
运输总高度	2290mm	Total height	2290mm
最大挖掘半径	3340mm	Max. digging radius	3340mm
最大挖掘深度	1840mm	Max. digging depth	1840mm
最大挖掘高度	3010mm	Max. digging height	3010mm
最大卸载高度	2235mm	Max. dumping height	2235mm
配重离地间隙	405mm	Counterweight ground clearance	405mm
驱动		DRIVE	
发动机品牌	久保田	Engine brand	Kubota
发动机型号	D722	Engine model	D722
输出功率	10.2kw	Output power	10.2kw
行走特性		WALKING CHARACTERISTICS	
行走速度	0-2.8km/h	Walking speed	0-2.8km/h
爬坡角度	30°	Climbing angle	30°

小型挖掘机 R18-3 PRO

SMALL EXCAVATOR R18-3 PRO



久保田发动机
Kubota engine

泰丰柱塞泵
Taifeng plunger pump



内置油管
Built-in oil pipe

可加装钢履带，驾驶室
Steel tracks and cab can be added.

产品用途 PRODUCT APPLICATION

运用于路面修复、混凝土破碎、埋设电缆、自来水管道的铺设、园林栽培及河道河沟清淤工程、建筑工程等各种作业环境。具备挖掘、破碎、清沟、钻孔、推土等多功能。

It is used to restore the ground, break the concrete, and for cable casting, water pipe laying, planting, cleaning of river/ditch and construction project. It has several functions: excavation, breaking, ditch cleaning, drilling, bulldozing and ect.

性能特点 FEATURE

- ◆进口配件，提升机器整体性能；
Imported accessories to enhance the overall performance of the machine.
- ◆油缸一次锻打成型，不易断裂，内置NOK密封圈；
single-forging forming cylinder, not easy to break, built-in NOK seal.
- ◆采用优质加厚钢材，运用喷塑工艺处理，防锈防腐；
Use thicker high-quality steel, apply plastic molding process, prevent rust and anti-corrosion.
- ◆采用国际知名品牌减速机，运行平稳，可靠性高；
The use of internationally renowned brand reducers provides smooth operation and high reliability.
- ◆360度车身自由旋转，灵动机身为用户户外工作带来便利。
The 360-degree body rotates freely, and the smart body facilitates outdoor work.

标准配置/STANDARD CONFIGURATION

久保田发动机/先导多路阀/先导控制手柄/可伸缩、侧摆/液压行走马达/进口油缸、油管内置NOK密封圈/可调节推土铲/耐磨工程橡胶履带/可调式驾驶座椅/标准挖斗
Kubota engine / pilot multi-way valve / pilot control handle / retractable, side swing / hydraulic travel motor / imported oil cylinder, oil pipe built-in NOK sealing ring / adjustable dozer blade / wear-resistant engineering rubber track / adjustable driving seat / standard bucket

选装配置/OPTIONAL CONFIGURATION

破碎锤/松土器/抓木器/耙子/旋挖钻/大挖斗/泥浆斗
Hammer / Ripper / Log grapple / Rake / Auger drill / Large bucket / Mud bucket

适用范围 APPLICATION

适用于室内拆除、旱厕改造、工程破拆、开荒山、小型土石方工程、市政工程、混凝土破碎、河道清淤等作业环境。
Applicable to indoor demolition, toilet upgrading, engineering forcible entry, excavate barren hills, small earthwork, municipal projects, break concrete, dredging river and other working environment.

型号	R18-3 PRO	MODEL	R18-3 PRO
重量		WEIGHT	
工作重量	2000kg	Operating weight	2000kg
尺寸		SIZE	
运输总长度	2527mm	Total length	2527mm
运输总宽度	1092mm	Total width	1092mm
运输总高度	2349mm	Total height	2349mm
最大挖掘半径	3970mm	Max. digging radius	3970mm
最大挖掘深度	2420mm	Max. digging depth	2420mm
最大挖掘高度	3400mm	Max. digging height	3400mm
最大卸载高度	2180mm	Max. unloading height	2180mm
配重离地间隙	486mm	Counterweight ground clearance	486mm
驱动		DRIVE	
发动机品牌	久保田	Engine brand	Kubota
发动机型号	D902	Engine model	D902
最大功率	11.8kw	Maximum power	11.8kw
行走特性		WALKING CHARACTERISTICS	
行走速度	0-4.5km/h	Walking speed	0-4.5km/h
爬坡能力	30%	Climbing angle	30%

小型挖掘机 R22-1 PRO

SMALL EXCAVATOR



洋马发动机
Yanmar engine



泰丰柱塞泵
Taifeng plunger pump



内置油管
Built-in oil pipe

可加装钢履带
Steel tracks can be installed

产品用途 PRODUCT APPLICATION

运用于路面修复、混凝土破碎、埋设电缆、自来水管道的铺设、园林栽培及河道河沟清淤工程、建筑工程等各种作业环境。具备挖掘、破碎、清沟、钻孔、推土等多功能。

It is used to restore the ground, break the concrete, and for cable casting, water pipe laying, planting, cleaning of river/ditch and construction project. It has several functions: excavation, breaking, ditch cleaning, drilling, bulldozing and ect.

性能特点 FEATURE

- ◆进口配件，提升机器整体性能；
Imported accessories to enhance the overall performance of the machine.
- ◆油缸一次锻打成型，不易断裂，内置NOK密封圈；
single-forging forming cylinder, not easy to break, built-in NOK seal.
- ◆采用优质加厚钢材，运用喷塑工艺处理，防锈防腐；
Use thicker high-quality steel, apply plastic molding process, prevent rust and anti-corrosion.
- ◆采用国际知名品牌减速机，运行平稳，可靠性高；
The use of internationally renowned brand reducers provides smooth operation and high reliability.
- ◆360度车身自由旋转，灵动机身为用户户外工作带来便利。
The 360-degree body rotates freely, and the smart body facilitates outdoor work.

标准配置/STANDARD CONFIGURATION

洋马、新柴发动机/先导多路阀/先导控制手柄/可伸缩、侧摆/液压行走马达/进口油缸、油管内置NOK密封圈
/可调节推土铲/带有空调/耐磨工程橡胶履带/可调式驾驶座椅/标准挖斗

Yanmar xinchai engine / pilot multi-way valve / pilot control handle / retractable, side swing / hydraulic travel motor / imported oil cylinder, oil pipe built-in NOK sealing ring / adjustable dozer blade / with air conditioning / wear-resistant engineering rubber track / adjustable driving Seat / standard bucket

选装配置/OPTIONAL CONFIGURATION

破碎锤/松土器/抓木器/耙子/旋挖钻/大挖斗/封闭驾驶/泥浆斗

Hammer / Ripper / Log grapple / Rake / Auger drill / Large bucket / Closed cab / Mud bucket

适用范围 APPLICATION

适用于室内拆除、旱厕改造、工程破拆、开荒山、小型土石方工程、市政工程、混凝土破碎、河道清淤等作业环境。
Applicable to indoor demolition, toilet upgrading, engineering forcible entry, excavate barren hills, small earthwork, municipal projects, break concrete, dredging river and other working environment.

型号	R22-1 PRO
重量	
工作重量	2265kg
尺寸	
运输总长度	2824mm
运输总宽度	1300mm
运输总高度	2897mm
最大挖掘半径	4134mm
最大挖掘深度	2293mm
最大挖掘高度	3761mm
最大卸载高度	2496mm
配重离地间隙	511mm
驱动	
发动机品牌	洋马/新柴
发动机型号	380 / 3B11
最大功率	13.6kw / 18.5kw
行走特性	
行走速度	0-2.8km/h
爬坡能力	30%

MODEL	R22-1 PRO
WEIGHT	
Operating weight	2265kg
SIZE	
Total length	2824mm
Total width	1300mm
Total height	2897mm
Max. digging radius	4134mm
Max. digging depth	2293mm
Max. digging height	3761mm
Max. unloading height	2496mm
Counterweight ground clearance	511mm
DRIVE	
Engine brand	Yanmar/Xinchai
Engine model	380 / 3B11
Maximum power	13.6kw / 18.5kw
WALKING CHARACTERISTICS	
Walking speed	0-2.8km/h
Climbing angle	30%

小型挖掘机 R315

SMALL EXCAVATOR



大臂侧摆
Big arm side swing



前翻式座椅
Flip-forward seat



可开后门
Openable rear door

可加装钢履带、驾驶室
Can be equipped with steel track, cab

产品用途 PRODUCT APPLICATION

运用于路面修复、混凝土破碎、埋设电缆、自来水管道的铺设、园林栽培及河道河沟清淤工程、建筑工程等各种作业环境。具备挖掘、破碎、清沟、钻孔、推土等多功能。

It is used to restore the ground, break the concrete, and for cable casting, water pipe laying, planting, cleaning of river/ditch and construction project. It has several functions: excavation, breaking, ditch cleaning, drilling, bulldozing and ect.

性能特点 FEATURE

- ◆进口配件，提升机器整体性能；
Imported accessories to enhance the overall performance of the machine.
- ◆油缸一次锻打成型，不易断裂，内置NOK密封圈；
single-forging forming cylinder, not easy to break, built-in NOK seal.
- ◆采用优质加厚钢材，运用喷塑工艺处理，防锈防腐；
Use thicker high-quality steel, apply plastic molding process, prevent rust and anti-corrosion.
- ◆采用国际知名品牌减速机，运行平稳，可靠性高；
The use of internationally renowned brand reducers provides smooth operation and high reliability.
- ◆360度车身自由旋转，灵动机身为用户户外工作带来便利。
The 360-degree body rotates freely, and the smart body facilitates outdoor work.

标准配置/STANDARD CONFIGURATION

润通、立工发动机/派一行走马达/进口油缸、油管内置NOK密封圈/前翻式座椅/可开后门/可调节推土铲/耐磨工程橡胶履带/可调式驾驶座椅/标准挖斗
Rato, Ligong engine/paiyi travel motor/imported oil cylinder, oil pipe built-in NOK sealing ring/forward flip-up seat/openable rear door/adjustable bulldozer/wear-resistant engineering rubber track/ Adjustable driving seat/standard bucket

选装配置/OPTIONAL CONFIGURATION

破碎锤/松土器/抓木器/耙子/旋挖钻/大挖斗/泥浆斗
Hammer / Ripper / Log grapple / Rake / Auger drill / Large bucket / Mud bucket

适用范围 APPLICATION

适合于室内拆除、旱厕改造、工程破拆、开荒山、小型土石方工程、市政工程、混凝土破碎、河道清淤等作业环境。
Applicable to indoor demolition, toilet upgrading, engineering forcible entry, excavate barren hills, small earthwork, municipal projects, break concrete, dredging river and other working environment.

型号	R10-5 ECO	MODEL	R10-5 ECO
重量		WEIGHT	
工作重量	1000kg	Operating weight	1000kg
尺寸		SIZE	
运输总长度	2280mm	Total length	2280mm
运输总宽度	903mm	Total width	903mm
运输总高度	2264mm	Total height	2264mm
最大挖掘半径	3231mm	Max. digging radius	3231mm
最大挖掘深度	1463mm	Max. digging depth	1463mm
最大挖掘高度	3010mm	Max. digging height	3010mm
配重离地间隙	425mm	Counterweight ground clearance	425mm
最大挖掘力	9.2kN	Max. digging force	9.2kN
驱动		DRIVE	
发动机品牌	立工/润通	Engine brand	Ligong / Rato
发动机型号	192F / R420	Engine model	192F / R420
最大功率	8.2kw / 8.6kw	Maximum power	8.2kw / 8.6kw
行走特性		WALKING CHARACTERISTICS	
行走速度	0-1.8km/h	Walking speed	0-1.8km/h
爬坡能力	30%	Climbing angle	30%

小型挖掘机 R319

SMALL EXCAVATOR R319



内置油管
Built-in oil pipe



操作简单
Easy operation



久保田动力
Kubota diesel engine



工程橡胶履带
Engineering rubber tracks

产品用途 PRODUCT APPLICATION

此机器为加强款，在大棚、园林绿化、室内方面都得到了广泛的应用；如：果园施肥深翻、水道渠、栽树、挖电缆沟、挖自来水管、室内破碎等；只需几分钟就可以熟练操作。

This machine is enhanced type, it is widely used in greenhouse, indoors and landscaping, for example, it can be used to apply fertilizer, dig deeply in the orchard, channel excavation, plant trees, dig cable trench, excavate water pipe, and to break indoors. It only takes a few minutes to be familiar with its operation.

性能特点 FEATURE

- ◆加强型设计的动臂、斗杆、挖斗，使得整机具有更长的使用寿命；
Improved booms, sticks, buckets, prolong the service life of the machine.
- ◆小巧灵活，便于小地形、空间狭窄作业；
Small and flexible, convenient for small terrain and narrow space operations.
- ◆结构件采用不锈钢或喷塑处理，延长使用寿命；
Structural parts are made of stainless steel or plastic to prolong service life.
- ◆360度旋转，简单易学、操作灵活、轻松掌握；
360-degree rotation, easy to learn, flexible operation, easy to master.
- ◆人性化的前置排挡机构，驾乘环境安全。
Humanized front gear mechanism ensures safe driving environment.

标准配置/STANDARD CONFIGURATION

立工/润通/久保田柴油发动机/高精密多路阀/高质量马达/九齿花键齿轮泵/进口油缸、油管内置NOK密封圈

/可调节推土铲/耐磨工程橡胶履带/可调式驾驶座椅/标准挖斗/斯太尔开关/熄火拉线

Ligong/Rato/Kubota diesel engine / High-precision multitandem valve / High-quality motor / Nine-tooth spline gear pump / Imported cylinder, tubing with build-in NOK sealing ring / Adjustable blade / Wear-resistant engineering rubber track / Adjustable driver seat / Standard bucket / Steyr / Flameout cable

选装配置/OPTIONAL CONFIGURATION

破碎锤/松土器/抓木器/耙子/旋挖钻/大挖斗/封闭驾驶室/泥浆

Hammer / Ripper / Log grapple / Rake / Auger drill / Large bucket / Enclosed cab / Mud

适用范围 APPLICATION

适合于农林业种植、农田改造、园林栽培、路面修复、地下室及室内施工、养殖场、蔬菜大棚等作业环境。
Applicable to agroforestry planting, farmland leveling, garden cultivation, repairing pavement, basement and interior construction, farming, vegetable greenhouse and other working environment.

型号	R319	MODEL	R319
重量		WEIGHT	
工作重量	1000kg	Operating weight	1000kg
尺寸		SIZE	
运输长度	2826mm	Total length	2826mm
运输宽度	917mm	Total width	917mm
运输高度	2217mm	Total height	2217mm
最大挖掘半径	2823mm	Max. digging radius	2823mm
最大挖掘深度	1563mm	Max. digging depth	1563mm
最大挖掘高度	2478mm	Max. digging height	2478mm
最大卸载高度	1826mm	Max. dumping height	1826mm
配重离地间隙	379mm	Counterweight ground clearance	379mm
驱动		DRIVE	
发动机品牌	立工/润通/久保田	Engine brand	LG/Rato/Kubota
发动机型号	192F/R420/D722	Engine model	192F/R420/D722
输出功率	8.2/8.6/10.2KW	Output power	8.2/8.6/10.2KW
行走特性		WALKING CHARACTERISTICS	
行走速度	0-1.8km/h	Walking speed	0-1.8km/h
爬坡角度	30°	Climbing angle	30°

小型挖掘机 R322

SMALL EXCAVATOR



久保田发动机
Kubota engine



齿轮泵
Gear pump



显示仪表
Display instrument

可加装钢履带、驾驶室
Can be equipped with steel track, cab

产品用途 PRODUCT APPLICATION

运用于路面修复、混凝土破碎、埋设电缆、自来水管道的铺设、园林栽培及河道河沟清淤工程、建筑工程等各种作业环境。具备挖掘、破碎、清沟、钻孔、推土等多功能。

It is used to restore the ground, break the concrete, and for cable casting, water pipe laying, planting, cleaning of river/ditch and construction project. It has several functions: excavation, breaking, ditch cleaning, drilling, bulldozing and ect.

性能特点 FEATURE

- ◆进口配件，提升机器整体性能；
Imported accessories to enhance the overall performance of the machine.
- ◆油缸一次锻打成型，不易断裂，内置NOK密封圈；
single-forging forming cylinder, not easy to break, built-in NOK seal.
- ◆采用优质加厚钢材，运用喷塑工艺处理，防锈防腐；
Use thicker high-quality steel, apply plastic molding process, prevent rust and anti-corrosion.
- ◆采用国际知名品牌减速机，运行平稳，可靠性高；
The use of internationally renowned brand reducers provides smooth operation and high reliability.
- ◆360度车身自由旋转，灵动机身为用户户外工作带来便利。
The 360-degree body rotates freely, and the smart body facilitates outdoor work.

标准配置/STANDARD CONFIGURATION

久保田、新柴发动机/先导多路阀/先导控制手柄/可伸缩、侧摆/派一行走马达/进口油缸、油管内置NOK密封圈/可开式后门/可调节推土铲/耐磨工程橡胶履带/可调式驾驶座椅/标准挖斗

Kubota、xinchai engine / pilot multi-way valve / pilot control handle / retractable, side swing / paiyi travel motor / imported oil cylinder, oil pipe built-in NOK sealing ring / openable rear door / adjustable bulldozer / wear-resistant engineering rubber track / Adjustable driving seat / standard bucket

选装配置/OPTIONAL CONFIGURATION

破碎锤/松土器/抓木器/耙子/旋挖钻/大挖斗/封闭驾驶/泥浆斗

Hammer / Ripper / Log grapple / Rake / Auger drill / Large bucket / Closed cab / Mud bucket

适用范围 APPLICATION

适合于室内拆除、旱厕改造、工程破碎、开荒山、小型土石方工程、市政工程、混凝土破碎、河道清淤等作业环境。
Applicable to indoor demolition, toilet upgrading, engineering forcible entry, excavate barren hills, small earthwork, municipal projects, break concrete, dredging river and other working environment.

型号	R322
重量	
工作重量	1400kg
尺寸	
运输总长度	2170mm
运输总宽度	993mm
运输总高度	2314mm
最大挖掘半径	2998mm
最大挖掘深度	1461mm
最大挖掘高度	2604mm
最大卸载高度	2029mm
配重离地间隙	418mm
驱动	
发动机品牌	久保田/新柴
发动机型号	D722 / 3B11
最大功率	10.2kw / 17.5kw
行走特性	
行走速度	0-1.8km/h
爬坡能力	30%

MODEL	R322
WEIGHT	
Operating weight	1400kg
SIZE	
Total length	2170mm
Total width	993mm
Total height	2314mm
Max. digging radius	2998mm
Max. digging depth	1461mm
Max. digging height	2604mm
Max. unloading height	2029mm
Counterweight ground clearance	418mm
DRIVE	
Engine brand	Kubota/Xinchai
Engine model	D722 / 3B11
Maximum power	10.2kw / 17.5kw
WALKING CHARACTERISTICS	
Walking speed	0-1.8km/h
Climbing angle	30%

小型挖掘机 R322L

SMALL EXCAVATOR



久保田发动机
Kubota engine



齿轮泵
Gear pump



显示仪表
Display instrument

可加装钢履带、驾驶室
Can be equipped with steel track, cab

产品用途 PRODUCT APPLICATION

运用于路面修复、混凝土破碎、埋设电缆、自来水管道的铺设、园林栽培及河道河沟清淤工程、建筑工程等各种作业环境。具备挖掘、破碎、清沟、钻孔、推土等多功能。

It is used to restore the ground, break the concrete, and for cable casting, water pipe laying, planting, cleaning of river/ditch and construction project. It has several functions: excavation, breaking, ditch cleaning, drilling, bulldozing and ect.

性能特点 FEATURE

- ◆进口配件，提升机器整体性能；
Imported accessories to enhance the overall performance of the machine.
- ◆油缸一次锻打成型，不易断裂，内置NOK密封圈；
single-forging forming cylinder, not easy to break, built-in NOK seal.
- ◆采用优质加厚钢材，运用喷塑工艺处理，防锈防腐；
Use thicker high-quality steel, apply plastic molding process, prevent rust and anti-corrosion.
- ◆采用国际知名品牌减速机，运行平稳，可靠性高；
The use of internationally renowned brand reducers provides smooth operation and high reliability.
- ◆360度车身自由旋转，灵动机身为用户户外工作带来便利。
The 360-degree body rotates freely, and the smart body facilitates outdoor work.

标准配置/STANDARD CONFIGURATION

久保田发动机/先导多路阀/先导控制手柄/可伸缩、侧摆/派一行走马达/进口油缸、油管内置NOK密封圈/可开式后门/可调节推土铲/耐磨工程橡胶履带/可调式驾驶座椅/标准挖斗
Kubota engine / pilot multi-way valve / pilot control handle / retractable, side swing / paiyi travel motor / imported oil cylinder, oil pipe built-in NOK sealing ring / openable rear door / adjustable bulldozer / wear-resistant engineering rubber track / Adjustable driving seat / standard bucket

选装配置/OPTIONAL CONFIGURATION

破碎锤/松土器/抓木器/耙子/旋挖钻/大挖斗/封闭驾驶/泥浆斗
Hammer / Ripper / Log grapple / Rake / Auger drill / Large bucket / Closed cab / Mud bucket

适用范围 APPLICATION

适合于室内拆除、旱厕改造、工程破拆、开荒山、小型土石方工程、市政工程、混凝土破碎、河道清淤等作业环境。
Applicable to indoor demolition, toilet upgrading, engineering forcible entry, excavate barren hills, small earthwork, municipal projects, break concrete, dredging river and other working environment.

型号	R322L
重量	
工作重量	1800kg
尺寸	
运输总长度	3407mm
运输总宽度	1100mm
运输总高度	2420mm
最大挖掘半径	3804mm
最大挖掘深度	2525mm
最大挖掘高度	3310mm
最大卸载高度	2300mm
配重离地间隙	419mm
驱动	
发动机品牌	久保田
发动机型号	D902
最大功率	11.8kw
行走特性	
行走速度	0-1.8km/h
爬坡能力	30%

MODEL	R322L
WEIGHT	
Operating weight	1800kg
SIZE	
Total length	3407mm
Total width	1100mm
Total height	2420mm
Max. digging radius	3804mm
Max. digging depth	2525mm
Max. digging height	3310mm
Max. unloading height	2300mm
Counterweight ground clearance	419mm
DRIVE	
Engine brand	Kubota
Engine model	D902
Maximum power	11.8kw
WALKING CHARACTERISTICS	
Walking speed	0-1.8km/h
Climbing angle	30%

小型挖掘机 R327

SMALL EXCAVATOR R327



常柴发动机
Changchai engine



微电脑控制自动报警
Microcomputer-controlled automatic alarm



电子数显屏
Electronic Digital Display Screen



内置油管
Built-in oil pipe



产品用途 PRODUCT APPLICATION

全新升级微型挖掘机，ECU电脑控制更智能，散热性能好，效率更高，在道路破碎、挖沟挖渠、蔬菜大棚、山地开荒、牧场除粪、旱厕改造、室内破碎等多种工作环境都能适用。

New upgraded mini excavator with better heat radiation and higher efficiency. It is more intelligent since it is controlled by ECU computer. It can be used for road breaking, excavation, vegetable greenhouse, wasteland opening on hills, feces cleaning of the farm, transformation of toilet, indoor breaking etc.

性能特点 FEATURE

- ◆底盘一次成型，前臂设计更流畅无阻力；
The chassis is formed in one step, and the forearm design is smoother and more resistance-free.
- ◆采用塑料油箱，不易堵塞油管；
Water cooling, hydraulic oil cooling dual cooling.
- ◆结构件采用不锈钢或喷塑处理，延长使用寿命；
Using plastic fuel tank, it is not easy to block the oil pipe.
- ◆首台微电脑控制挖掘机；
The first microcomputer controlled excavator.
- ◆人性化的设计，置物架、电子油门等方便工作，省心。
Humanized design, storage racks, electronic throttle, etc. make work convenient and worry-free.

标准配置/STANDARD CONFIGURATION

常柴/久保田柴油发动机/高精多路阀/品牌马达/美国派克液压泵/进口油缸、油管内置NOK密封圈/可调节推土铲/耐磨工程橡胶履带/可调式驾驶座椅/标准挖斗/储物架/电子油门/电子数显屏/ECU控制中心
Changchai/Kubota diesel engine/high-precision multi-way valve/brand motor/American Parker hydraulic pump/imported oil cylinder, oil pipe built-in NOK sealing ring/adjustable bulldozer blade/wear-resistant engineering rubber track/adjustable driving seat/standard digging Bucket/storage rack/electronic throttle/electronic digital display screen/ECU control center

选装配置/OPTIONAL CONFIGURATION

破碎锤/松土器/抓木器/耙子/旋挖钻/大挖斗/顶棚/久保田发动机/泥浆斗
Hammer / Ripper / Log grapple / Rake / Auger drill / Large bucket / Roof / Yanmar engine / Mud bucket

适用范围 APPLICATION

适合于农林业种植、农田改造、园林栽培、路面修复、地下室及室内施工、养殖场、蔬菜大棚等作业环境。
Applicable to agroforestry planting, farmland leveling, garden cultivation, repairing pavement, basement and interior construction, farming, vegetable greenhouse and other working environment.

型号	R327	MODEL	R327
重量		WEIGHT	
工作重量	1500kg	Operating weight	1500kg
尺寸		SIZE	
运输长度	2313mm	Total length	2313mm
运输宽度	1100mm	Total width	1100mm
运输高度	2243mm	Total height	2243mm
最大挖掘半径	2894mm	Max. digging radius	2894mm
最大挖掘深度	1552mm	Max. digging depth	1552mm
最大挖掘高度	2481mm	Max. digging height	2481mm
最大卸载高度	1824mm	Max. dumping height	1824mm
配重离地间隙	375mm	Counterweight ground clearance	375mm
驱动		DRIVE	
发动机品牌	常柴/常柴/久保田	Engine brand	Changchai/Kubota
发动机型号	ZN385Q/3M78/D722	Engine model	385/3M78/D722
输出功率	21/15.45/10.2kw	Output power	14/14/10.2kw
行走特性		WALKING CHARACTERISTICS	
行走速度	0-1.44km/h	Walking speed	0-1.44km/h
爬坡角度	30°	Climbing angle	30°

小型挖掘机 R328

SMALL EXCAVATOR



两侧先导操作

Pilot operation on both sides

塑料油箱

Plastic fuel tank



GM51H仪表

GM51H instrument



油管内置
Engineering
Rubber Track



产品用途 PRODUCT APPLICATION

运用于路面修复、混凝土破碎、埋设电缆、自来水管道的铺设、园林栽培及河道河沟清淤工程、建筑工程等各种作业环境。具备挖掘、破碎、清沟、钻孔、推土等多功能。

It is used to restore the ground, break the concrete, and for cable casting, water pipe laying, planting, cleaning of river/ditch and construction project. It has several functions: excavation, breaking, ditch cleaning, drilling, bulldozing and ect.

性能特点 FEATURE

◆采用塑料油箱内部清洁度高能更好保护发动机；

The use of plastic fuel tanks with high internal cleanliness can better protect the engine.

◆新式下盘结构冲压一体成型，强度更大；

The new bottom plate structure is stamped and formed in one piece for greater strength..

◆采用优质加厚钢材，运用喷塑工艺处理，防锈防腐；

Use thicker high-quality steel, apply plastic molding process, prevent rust and anti-corrosion.

◆多功能状态显示表，多种参数可直观清楚展示；

Multifunctional status display table, multiple parameters can be displayed intuitively and clearly.

◆锻造驱动轮，半球型结构分散应力集中，使用寿命更长；

Forged drive wheel, hemispherical structure disperses stress concentration and has a longer service life.

标准配置/STANDARD CONFIGURATION

常柴/洋马发动机/高密度聚乙烯塑料油箱/先导多路阀/先导控制手柄/进口油缸、油管内置NOK密封圈/可调节推土铲/工程橡胶履带/可调式驾驶座椅/标准挖斗

Changchai/Yanmar engine/high-density polyethylene plastic fuel tank/pilot multi-way valve/pilot control handle/imported oil cylinder, oil pipe built-in NOK sealing ring/adjustable dozer blade/engineering rubber track/adjustable driving seat/standard digging fight

选装配置/OPTIONAL CONFIGURATION

破碎锤/松土器/抓木器/耙子/旋挖钻/大挖斗/泥浆斗

Hammer / Ripper / Log grapple / Rake / Auger drill / Large bucket / Mud bucket

适用范围 APPLICATION

适合于室内拆除、旱厕改造、工程破拆、开荒山、小型土石方工程、市政工程、混凝土破碎、河道清淤等作业环境。Applicable to indoor demolition, toilet upgrading, engineering forcible entry, excavate barren hills, small earthwork, municipal projects, break concrete, dredging river and other working environment.

型号	R328
重量	
工作重量	1800kg
尺寸	
运输长度	2800mm
运输宽度	1100mm
运输高度	2300mm
最大挖掘半径	4060mm
最大挖掘深度	2100mm
最大挖掘高度	3000mm
最大卸载高度	2680mm
最小离地间隙	210mm
驱动	
发动机品牌	常柴/洋马
发动机型号	ZN390Q/3TNV74F
输出功率	20/10.8kw
行走特性	
行走速度	0-4.5km/h
爬坡角度	30°

MODEL	R328
WEIGHT	
Operating weight	1800kg
SIZE	
Transport length	2800mm
Transport width	1100mm
Transport height	2300mm
Max. digging radius	4060mm
Max. digging depth	2100mm
Max. digging height	3000mm
Max. dumping height	2680mm
Min. ground clearance	210mm
DRIVE	
Engine brand	Chang chai/Yanmar
Engine model	ZN390Q/3TNV74F
Output power	20/10.8kw
WALKING CHARACTERISTICS	
Walking speed	0-4.5km/h
Climbing angle	30°

小型挖掘机 R330

SMALL EXCAVATOR R330



久保田发动机
Kubota engine



大臂侧摆
Arm sideswing



液压锁
Hydraulic lock

产品用途 PRODUCT APPLICATION
 运用于路面修复、混凝土破碎、埋设电缆、自来水管道的铺设、园林栽培及河道河沟清淤工程、建筑工程等各种作业环境。具备挖掘、破碎、清沟、钻孔、推土等多功能。
 It is used to restore the ground, break the concrete, and for cable casting, water pipe laying, planting, cleaning of river/ditch and construction project. It has several functions: excavation, breaking, ditch cleaning, drilling, bulldozing and ect.

性能特点 FEATURE

- ◆进口配件，提升机器整体性能；
Imported accessories to enhance the overall performance of the machine.
- ◆油缸一次锻打成型，不易断裂，内置NOK密封圈；
single-forging forming cylinder, not easy to break, built-in NOK seal.
- ◆采用优质加厚钢材，运用喷塑工艺处理，防锈防腐；
Use thicker high-quality steel, apply plastic molding process, prevent rust and anti-corrosion.
- ◆采用国际知名品牌减速机，运行平稳，可靠性高；
The use of internationally renowned brand reducers provides smooth operation and high reliability.
- ◆360度车身自由旋转，灵动机身为用户户外工作带来便利。
The 360-degree body rotates freely, and the smart body facilitates outdoor work.

标准配置/STANDARD CONFIGURATION
 久保田/常柴/新柴发动机/先导多路阀/先导控制手柄/美国派克液压泵/进口油缸、油管内置NOK密封圈/可调节推土铲/耐磨工程橡胶履带/可调式驾驶座椅/标准挖斗/侧摆功能/液压锁
 Kubota/Changchai/Xinchai engine/pilot multi-way valve/pilot control handle/American Parker hydraulic pump/imported oil cylinder, oil pipe built-in NOK sealing ring/adjustable dozer blade/wear-resistant engineering rubber track/adjustable driving seat/ Standard bucket/side swing function/hydraulic lock

选装配置/OPTIONAL CONFIGURATION
 破碎锤/松土器/抓木器/耙子/旋挖钻/大挖斗/封闭驾驶室/泥浆斗
 Hammer / Ripper / Log grapple / Rake / Auger drill / Large bucket / Closed cab / Mud bucket

适用范围 APPLICATION
 适合于室内拆除、旱厕改造、工程破拆、开荒山、小型土石方工程、市政工程、混凝土破碎、河道清淤等作业环境。
 Applicable to indoor demolition, toilet upgrading, engineering forcible entry, excavate barren hills, small earthwork, municipal projects, break concrete, dredging river and other working environment.

型号	R330
重量	
工作重量	2000kg
尺寸	
运输长度	4050mm
运输宽度	1150mm
运输高度	2850mm
最大挖掘半径	3850mm
最大挖掘深度	2050mm
最大挖掘高度	3300mm
最大卸载高度	2074mm
配重离地间隙	560mm
驱动	
发动机品牌	久保田/常柴/新柴
发动机型号	D1105/390/3B11
输出功率	18.2/20/18.5kw
行走特性	
行走速度	0-2.0km/h
爬坡角度	30°

MODEL	R330
WEIGHT	
Operating weight	2000kg
SIZE	
Transport length	4050mm
Transport width	1150mm
Transport height	2850mm
Max. digging radius	3850mm
Max. digging depth	2050mm
Max. digging height	3300mm
Max. dumping height	2074mm
Counterweight ground clearance	560mm
DRIVE	
Engine brand	Kubota/Changchai/Xinchai
Engine model	D1105/390/3B11
Output power	18.2/20/18.5kw
WALKING CHARACTERISTICS	
Walking speed	0-2.0km/h
Climbing angle	30°

小型挖掘机 R350

SMALL EXCAVATOR R350



负载敏感先导阀
Load-sensitive pilot valve



大臂侧摆
Big arm side swing



冷暖空调
Heating and cooling
air conditioning

产品用途 PRODUCT APPLICATION

整机采用全进口配置，性能更优越，在农用、工程建设中受到人们的喜爱，如：山地开荒、挖掘岩石、上山开路、树坑挖掘、建筑工地、道路破碎、挖电缆沟下水道、室内外破碎等。

The components of the machine are all imported with better performance. It is popular with people in agricultural and construction fields, since it can be used for wasteland opening, rock excavation, road opening on the hills, planting, construction site, road breaking, cable trench excavation, drainage excavation and indoor/outdoor breaking.

性能特点 FEATURE

- ◆全进口配件，整机性能更稳定；
Imported accessories, improve work efficiency.
- ◆行走全液压先导控制，双脚控制灵敏；
Hydraulic pilot control, accurately control by the feet.
- ◆采用负载敏感变量柱塞泵，操控流畅，动作灵活；
Using load sensitive variable plunger pump, smooth operation and flexible movement.
- ◆下盘采用X形框架设计，整张钢板一体切割结实耐用；
The lower plate adopts X-shaped frame design, and the entire steel plate is cut in one piece making it strong and durable.
- ◆回转马达齿轮采用花键形式，传动力矩大不易损坏。
The rotary motor gear adopts spline form, which has large transmission torque and is not easy to be damaged.

标准配置/STANDARD CONFIGURATION

久保田/常柴/新柴发动机/先导多路阀/脚踏行走/负载敏感变量柱塞泵/进口油缸、油管内置NOK密封圈/可调节推土铲/耐磨工程橡胶履带/可调式驾驶座椅/标准挖斗/侧摆功能/液压锁/驾驶室/逃生锤/便携式灭火器/遮阳帘/风扇/冷暖空调
Kubota/Changchai/Xinchai engine/pilot multi-way valve/pedal travel/load-sensitive variable piston pump/imported oil cylinder, oil pipe built-in NOK sealing ring/adjustable dozer blade/wear-resistant engineering rubber track/adjustable driver's seat Chair/standard bucket/side swing function/hydraulic lock/cab/escape hammer/portable fire extinguisher/sunshade/fan/heating and air conditioning

选装配置/OPTIONAL CONFIGURATION

破碎锤/松土器/抓木器/耙子/旋挖钻/大挖斗/空调/洋马发动机/钢履带/橡胶块履带/橡胶履带/泥浆斗
Hammer / Ripper / Log grapple / Rake / Auger drill / large bucket / Air conditioner / Yanmar engine/Steel track / rubber block track / rubber track / mud bucket

适用范围 APPLICATION

适合于室内拆除、旱厕改造、工程破拆、开荒山、小型土石方工程、市政工程、混凝土破碎、河道清淤等作业环境。
Applicable to indoor demolition, toilet upgrading, engineering forcible entry, excavate barren hills, small earthwork, municipal projects, break concrete, dredging river and other working environment.

型号	R350
重量	
工作重量	3000kg
尺寸	
运输长度	4480mm
运输宽度	1450mm
运输高度	2900mm
最大挖掘半径	4500mm
最大挖掘深度	2300mm
最大挖掘高度	3720mm
最大卸载高度	2660mm
配重离地间隙	548mm
驱动	
发动机品牌	久保田/常柴/新柴
发动机型号	D1703/390/3B11
输出功率	18.2/20/18.5kw
行走特性	
行走速度	0-1.6km/h
爬坡角度	30°

MODEL	R350
WEIGHT	
Operating weight	3000kg
SIZE	
Transport length	4480mm
Transport width	1450mm
transport height	2900mm
Max. digging radius	4500mm
Max. digging depth	2300mm
Max. digging height	3720mm
Max. dumping height	2660mm
Counterweight ground clearance	548mm
DRIVE	
Engine brand	Kubota/Changchai/xinchai
Engine model	D1105/390/3B11
Output power	18.2/20/18.5kw
WALKING CHARACTERISTICS	
Walking speed	0-1.6km/h
Climbing angle	30°

小型挖掘机 R355L

SMALL EXCAVATOR



久保田发动机
Kubota engine

泰丰多路阀
Taifeng multi-way valve



空调
Air conditioning

可加装钢履带。
Steel tracks can be installed.

产品用途 PRODUCT APPLICATION

运用于路面修复、混凝土破碎、埋设电缆、自来水管道的铺设、园林栽培及河道河沟清淤工程、建筑工程等各种作业环境。具备挖掘、破碎、清沟、钻孔、推土等多功能。

It is used to restore the ground, break the concrete, and for cable casting, water pipe laying, planting, cleaning of river/ditch and construction project. It has several functions: excavation, breaking, ditch cleaning, drilling, bulldozing and ect.

性能特点 FEATURE

- ◆进口配件，提升机器整体性能；
Imported accessories to enhance the overall performance of the machine.
- ◆油缸一次锻打成型，不易断裂，内置NOK密封圈；
single-forging forming cylinder, not easy to break, built-in NOK seal.
- ◆采用优质加厚钢材，运用喷塑工艺处理，防锈防腐；
Use thicker high-quality steel, apply plastic molding process, prevent rust and anti-corrosion.
- ◆采用国际知名品牌减速机，运行平稳，可靠性高；
The use of internationally renowned brand reducers provides smooth operation and high reliability.
- ◆360度车身自由旋转，灵动机身为用户户外工作带来便利。
The 360-degree body rotates freely, and the smart body facilitates outdoor work.

标准配置/STANDARD CONFIGURATION

久保田发动机/先导多路阀/先导控制手柄/空调/侧摆/液压行走马达/进口油缸、油管内置NOK密封圈/可调节推土铲/耐磨工程橡胶履带/可调式驾驶座椅/标准挖斗

Kubota engine / pilot multi-way valve / pilot control handle / air conditioner / side swing / hydraulic travel motor / imported oil cylinder, oil pipe built-in NOK sealing ring / adjustable dozer blade / wear-resistant engineering rubber track / adjustable driving seat / standard digging fight

选装配置/OPTIONAL CONFIGURATION

破碎锤/松土器/抓木器/耙子/旋挖钻/大挖斗/封闭驾驶/泥浆斗

Hammer / Ripper / Log grapple / Rake / Auger drill / Large bucket / Closed cab / Mud bucket

适用范围 APPLICATION

适合于室内拆除、旱厕改造、工程破拆、开荒山、小型土石方工程、市政工程、混凝土破碎、河道清淤等作业环境。
Applicable to indoor demolition, toilet upgrading, engineering forcible entry, excavate barren hills, small earthwork, municipal projects, break concrete, dredging river and other working environment.

型号	R355L
重量	
工作重量	3500kg
尺寸	
运输总长度	4522mm
运输总宽度	1550mm
运输总高度	2485mm
最大挖掘半径	4830mm
最大挖掘深度	2830mm
最大挖掘高度	4560mm
最大卸载高度	3180mm
配重离地间隙	525mm
驱动	
发动机品牌	久保田/新柴
发动机型号	
最大功率	18.2kw / 18.5kw
行走特性	
行走速度	0-3.3km/h
爬坡能力	30%

MODEL	R355L
WEIGHT	
Operating weight	3500kg
SIZE	
Total length	4522mm
Total width	1550mm
Total height	2485mm
Max. digging radius	4830mm
Max. digging depth	2830mm
Max. digging height	4560mm
Max. unloading height	3180mm
Counterweight ground clearance	525mm
DRIVE	
Engine brand	Kubota / Xinchai
Engine model	D1703 / 3B11Y51
Maximum power	18.2kw / 18.5kw
WALKING CHARACTERISTICS	
Walking speed	0-3.3km/h
Climbing angle	30%



大型挖掘机

LARGE EXCAVATOR



R60



R90



R230



R520

小型挖掘机 R60

SMALL EXCAVATOR



洋马发动机
Yanmar engine



全进口配置
Full import allocation



斗山液压变量柱塞泵
Doosan hydraulic variable plunger pump

产品用途 PRODUCT APPLICATION

适用于土石方挖掘、装载，还可进行土地平整、修坡、吊装、破碎、拆迁、开沟等作业，矿山或者工况恶劣的地方也能胜任。越野能力强，生产成本低，投资小。

It is used for earthwork excavation, loading, leveling, slope finishing, hoisting, breaking, demolish, and ditch excavation. Also, it is able to work for mining, or places with severe working conditions. It has the following characteristics: low production cost, less investment, and powerful outdoor operation.

性能特点 FEATURE

◆采用先进恒功率变量柱塞泵；

Adopt advanced constant power variable plunger pump.

◆采用湿式多片刹车片，并带缓冲控制，运行制动平稳；

Adopt wet multi-disc brakes, with buffer control, smooth operation and braking.

◆采用韩国纯进口配件，阀杆的工作比例曲线与液压阀相匹配；

Adopting pure imported parts from South Korea, the working curve of valve stem matches the hydraulic valve.

◆工程专用油缸，密封圈为美国派克，自带缓冲装置；

Engineering cylinders, America Parker sealing ring, comes with a buffer device.

◆采用16MN钢板，各轴套经过调质淬火处理。

16MN steel plates were used and each bushing was quenched and tempered.

标准配置/STANDARD CONFIGURATION

洋马/常柴发动机/先导多路阀/斗山液压变量柱塞泵/工程专用油缸，内置美国派克密封圈/可调节推土铲/

钢履带/空调/可调式驾驶座椅/标准挖斗/液压锁/驾驶室/逃生锤/便携式灭火器/音响

Yanmar/Changchai engine/pilot multi-way valve/Doosan hydraulic variable piston pump/engineering-specific cylinder, built-in American Parker sealing ring/adjustable dozer blade/steel track/air conditioner/adjustable driving seat/standard bucket/ Hydraulic lock/cab/escape hammer/portable fire extinguisher/audio

选装配置/OPTIONAL CONFIGURATION

破碎锤/松土器/抓木器/耙子/旋挖钻/大挖斗/泥浆斗/空调

Hammer / Ripper / Log grapple / Rake / Auger drill / Large bucket / Mud Bucket / Air Conditioning

适用范围 APPLICATION

适合于室内拆除、旱厕改造、工程破拆、开荒山、小型土石方工程、市政工程、混凝土破碎、河道清淤等作业环境。Applicable to indoor demolition, toilet upgrading, engineering forcible entry, excavate barren hills, small earthwork, municipal projects, break concrete, dredging river and other working environment.

型号	R60
重量	
工作重量	6000kg
尺寸	
铲斗容量	0.09-0.175m ³
动臂斗杆	3000-1600mm
最大挖掘深	3820mm
最大挖高	5760mm
卸载高度	4030mm
垂直挖深	3025mm
履带长	2540mm
履带宽	1880mm
驱动	
发动机品牌	洋马/洋马/常柴
发动机型号	4TNV94L/4TNV98C/4G33TC
输出功率	36.2/51.7/51.5kw
马达	
行走马达	韩国-斗山
回转马达	韩国-斗山

MODEL	R60
WEIGHT	
Operating weight	6000kg
SIZE	
Bucket capacity	0.09-0.175m ³
Boom stick	3000-1600mm
Maximum digging depth	3820mm
Maximum digging height	5760mm
Unloading height	4030mm
Vertical digging depth	3025mm
Track length	2540mm
Track width	1880mm
DRIVE	
Engine brand	Yanmar/Yanmar/changchai
Engine model	4TNV94L/4TNV98C/4G33TC
Output power	36.2/51.7/51.5kw
MOTOR	
Travel motor	South Korea-Doosan
Rotary motor	South Korea-Doosan

大型挖掘机 R90

LARGE EXCAVATOR



洋马发动机
Yanmar engine

斗山控制阀
Doosan Control valve



斗山主泵
Doosan Main pump

产品用途 PRODUCT APPLICATION

运用于路面修复、土地平整、地面填充、管道铺设、开采矿山、修建水库及河道河沟清淤工程、建筑工程等各种作业环境。具备挖掘、破碎、清沟、钻孔、推土等多功能。

It is used in various working environments such as road repair, land leveling, ground filling, pipeline laying, mining, reservoir construction, river and ditch dredging projects, and construction projects. It has the functions of excavation, crushing, trench clearing, drilling, and bulldozing.

性能特点 FEATURE

- ◆进口配件，提升机器整体性能；
Imported accessories to enhance the overall performance of the machine.
- ◆油缸一次锻打成型，不易断裂，内置NOK密封圈；
single-forging forming cylinder, not easy to break, built-in NOK seal.
- ◆采用优质加厚钢材，运用喷塑工艺处理，防锈防腐；
Use thicker high-quality steel, apply plastic molding process, prevent rust and anti-corrosion.
- ◆采用国际知名品牌减速机，运行平稳，可靠性高；
The use of internationally renowned brand reducers provides smooth operation and high reliability.
- ◆360度车身自由旋转，灵动机身为用户户外工作带来便利。
The 360-degree body rotates freely, and the smart body facilitates outdoor work.

标准配置/STANDARD CONFIGURATION

洋马发动机/先导多路阀/先导控制手柄/空调/液压行走马达/进口油缸、油管内置NOK密封圈/液晶显示屏/

防腐蚀耐磨工程履带/可调式驾驶座椅/标准挖斗

Yanmar engine/pilot multi-way valve/pilot control handle/air conditioner/hydraulic travel motor/imported oil cylinder, oil pipe built-in NOK sealing ring/LCD display/anti-corrosion and wear-resistant engineering crawler/adjustable driving seat/standard bucket

选装配置/OPTIONAL CONFIGURATION

破碎锤/松土器/抓木器/耙子/旋挖钻/大挖斗/泥浆斗

Hammer / Ripper / Log grapple / Rake / Auger drill / Large bucket / Mud bucket

适用范围 APPLICATION

适合于房屋拆除、道路铺设、矿山开采、大型土石方工程、市政工程、混凝土破碎、河道清淤等作业环境。It is suitable for working environments such as house demolition, road paving, mining, large-scale earthwork projects, municipal engineering, concrete crushing, river dredging, etc.

型号	R90	MODEL	R90
重量		WEIGHT	
工作重量	8000kg	Operating weight	8000kg
尺寸		SIZE	
最大卸载高度	5257mm	Maximum unloading height	5257mm
垂直挖掘深度	2662mm	Vertical excavation depth	2662mm
轨道长度	27 52mm	track length	27 52mm
轨道宽度	2300mm	track width	2300mm
履带板宽度	452mm	Track shoe width	452mm
铲斗容量	0.27-0.33m ³	Bucket capacity	0.27-0.33m ³
最大挖掘深度	4172mm	Maximum digging depth	4172mm
最大挖掘高度	7272mm	Maximum digging height	7272mm
驱动		DRIVE	
发动机品牌	洋马/洋马/常柴	Engine brand	Yanmar/Yanmar/Changchai
发动机型号	4TNV98L / 4TNV98C / 4G33TC	Engine model	4TNV98L / 4TNV98C / 4G33TC
功率	45/2100 kw/rpm	power	45/2100 kw/rpm
控制阀	斗山/派克/KYB	Control valve	Doosan / Parker / KYB
回转马达	斗山	Rotary motor	Doosan
行走马达	斗山	Travel motor	Doosan

大型挖掘机 R150

LARGE EXCAVATOR R150



康明斯发动机
Cummins engine



斗山控制阀
Doosan Control valve



斗山主泵
Doosan Main pump

产品用途 PRODUCT APPLICATION

运用于路面修复、土地平整、地面填充、管道铺设、开采矿山、修建水库及河道河沟清淤工程、建筑工程等各种作业环境。具备挖掘、破碎、清沟、钻孔、推土等多功能。

It is used in various working environments such as road repair, land leveling, ground filling, pipeline laying, mining, reservoir construction, river and ditch dredging projects, and construction projects. It has the functions of excavation, crushing, trench clearing, drilling, and bulldozing.

性能特点 FEATURE

- ◆进口配件，提升机器整体性能；
Imported accessories to enhance the overall performance of the machine.
- ◆油缸一次锻打成型，不易断裂，内置NOK密封圈；
single-forging forming cylinder, not easy to break, built-in NOK seal.
- ◆采用优质加厚钢材，运用喷塑工艺处理，防锈防腐；
Use thicker high-quality steel, apply plastic molding process, prevent rust and anti-corrosion.
- ◆采用国际知名品牌减速机，运行平稳，可靠性高；
The use of internationally renowned brand reducers provides smooth operation and high reliability.
- ◆360度车身自由旋转，灵动机身为用户户外工作带来便利。
The 360-degree body rotates freely, and the smart body facilitates outdoor work.

标准配置/STANDARD CONFIGURATION

康明斯发动机/先导多路阀/先导控制手柄/空调/液压行走马达/进口油缸、油管内置NOK密封圈/液晶显示屏/防腐耐磨工程履带/可调式驾驶座椅/标准挖斗

Cummins engine/pilot multi-way valve/pilot control handle/air conditioner/hydraulic travel motor/imported oil cylinder, oil pipe built-in NOK sealing ring/LCD display/anti-corrosion and wear-resistant engineering crawler/adjustable driving seat/standard bucket

选装配置/OPTIONAL CONFIGURATION

破碎锤/松土器/抓木器/耙子/旋挖钻/大挖斗/泥浆斗

Hammer / Ripper / Log grapple / Rake / Auger drill / Large bucket / Mud bucket

适用范围 APPLICATION

适合于房屋拆除、道路铺设、矿山开采、大型土石方工程、市政工程、混凝土破碎、河道清淤等作业环境。It is suitable for working environments such as house demolition, road paving, mining, large-scale earthwork projects, municipal engineering, concrete crushing, river dredging, etc.

型号	R150
重量	
工作重量	15000kg
尺寸	
最大卸载高度	6532mm
垂直挖掘深度	4652mm
轨道长度	3497mm
轨道宽度	2600mm
履带板宽度	602mm
铲斗容量	0.27-0.76m ³
最大挖掘深度	6132mm
最大挖掘高度	8952mm
驱动	
发动机品牌	康明斯/一拖/五十铃
发动机型号	6BT3.9 / LR4A / 4BG1
功率	75/1900 kw/rpm
控制阀	斗山/派克/KYB
回转马达	斗山
行走马达	斗山

MODEL	R150
WEIGHT	
Working weight	15000kg
SIZE	
Maximum unloading height	6532mm
Vertical excavation depth	4652mm
track length	3497mm
track width	2600mm
Track shoe width	602mm
Bucket capacity	0.27-0.76m ³
Maximum digging depth	6132mm
Maximum digging height	8952mm
DRIVE	
Engine brand	Cummins/Yituo/Isuzu
Engine model	6BT3.9 / LR4A / 4BG1
power	75/1900 kw/rpm
Control valve	Doosan / Parker / KYB
Rotary motor	Doosan
Travel motor	Doosan

大型挖掘机 R230

LARGE EXCAVATOR R230



康明斯发动机
Cummins engine



斗山控制阀
Doosan Control valve



斗山主泵
Doosan Main pump

产品用途 PRODUCT APPLICATION

运用于路面修复、土地平整、地面填充、管道铺设、开采矿山、修建水库及河道河沟清淤工程、建筑工程等各种作业环境。具备挖掘、破碎、清沟、钻孔、推土等多功能。

It is used in various working environments such as road repair, land leveling, ground filling, pipeline laying, mining, reservoir construction, river and ditch dredging projects, and construction projects. It has the functions of excavation, crushing, trench clearing, drilling, and bulldozing.

性能特点 FEATURE

- ◆进口配件，提升机器整体性能；
Imported accessories to enhance the overall performance of the machine.
- ◆油缸一次锻打成型，不易断裂，内置NOK密封圈；
single-forging forming cylinder, not easy to break, built-in NOK seal.
- ◆采用优质加厚钢材，运用喷塑工艺处理，防锈防腐；
Use thicker high-quality steel, apply plastic molding process, prevent rust and anti-corrosion.
- ◆采用国际知名品牌减速机，运行平稳，可靠性高；
The use of internationally renowned brand reducers provides smooth operation and high reliability.
- ◆360度车身自由旋转，灵动机身为用户户外工作带来便利。
The 360-degree body rotates freely, and the smart body facilitates outdoor work.

标准配置/STANDARD CONFIGURATION

康明斯发动机/先导多路阀/先导控制手柄/空调/液压行走马达/进口油缸、油管内置NOK密封圈/液晶显示屏/防腐耐磨工程履带/可调式驾驶座椅/标准挖斗

Cummins engine/pilot multi-way valve/pilot control handle/air conditioner/hydraulic travel motor/imported oil cylinder, oil pipe built-in NOK sealing ring/LCD display/anti-corrosion and wear-resistant engineering crawler/adjustable driving seat/standard bucket

选装配置/OPTIONAL CONFIGURATION

破碎锤/松土器/抓木器/耙子/旋挖钻/大挖斗/泥浆斗

Hammer / Ripper / Log grapple / Rake / Auger drill / Large bucket / Mud bucket

适用范围 APPLICATION

适合于房屋拆除、道路铺设、矿山开采、大型土石方工程、市政工程、混凝土破碎、河道清淤等作业环境。It is suitable for working environments such as house demolition, road paving, mining, large-scale earthwork projects, municipal engineering, concrete crushing, river dredging, etc.

型号	R230
重量	
工作重量	21500kg
尺寸	
最大卸载高度	6810mm
垂直挖掘深度	6045mm
轨道长度	4440mm
轨道宽度	2990mm
履带板宽度	600mm
铲斗容量	0.5-1.28m ³
最大挖掘深度	6630mm
最大挖掘高度	9660mm
驱动	
发动机品牌	康明斯/康明斯/久保田/五十铃
发动机型号	6BT5.9 / QSB7 / 5009 / 6BG1
功率	135/1950 kw/rpm
控制阀	斗山/派克/KYB
回转马达	斗山
行走马达	斗山

MODEL	R230
WEIGHT	
Working weight	21500kg
SIZE	
Maximum unloading height	6810mm
Vertical excavation depth	6045mm
track length	4440mm
track width	2990mm
Track shoe width	600mm
Bucket capacity	0.5-1.28m ³
Maximum excavation depth	6630mm
Maximum excavation height	9660mm
DRIVE	
Engine brand	Cummins/Cummins/Kubota/Isuzu
Engine model	6BT5.9 / QSB7 / 5009 / 6BG1
power	135/1950 kw/rpm
Control valve	Doosan / Parker / KYB
Rotary motor	Doosan
Travel motor	Doosan

大型挖掘机 R320

LARGE EXCAVATOR R320



康明斯发动机
Cummins engine



斗山控制阀
Doosan Control valve



斗山主泵
Doosan Main pump

产品用途 PRODUCT APPLICATION

运用于路面修复、土地平整、地面填充、管道铺设、开采矿山、修建水库及河道河沟清淤工程、建筑工程等各种作业环境。具备挖掘、破碎、清沟、钻孔、推土等多功能。

It is used in various working environments such as road repair, land leveling, ground filling, pipeline laying, mining, reservoir construction, river and ditch dredging projects, and construction projects. It has the functions of excavation, crushing, trench clearing, drilling, and bulldozing.

性能特点 FEATURE

- ◆进口配件，提升机器整体性能；
Imported accessories to enhance the overall performance of the machine.
- ◆油缸一次锻打成型，不易断裂，内置NOK密封圈；
single-forging forming cylinder, not easy to break, built-in NOK seal.
- ◆采用优质加厚钢材，运用喷塑工艺处理，防锈耐磨；
Use thicker high-quality steel, apply plastic molding process, prevent rust and anti-corrosion.
- ◆采用国际知名品牌减速机，运行平稳，可靠性高；
The use of internationally renowned brand reducers provides smooth operation and high reliability.
- ◆360度车身自由旋转，灵动机身为用户户外工作带来便利。
The 360-degree body rotates freely, and the smart body facilitates outdoor work.

标准配置/STANDARD CONFIGURATION

康明斯发动机/先导多路阀/先导控制手柄/空调/液压行走马达/进口油缸、油管内置NOK密封圈/液晶显示屏/防腐耐磨工程履带/可调式驾驶座椅/标准挖斗

Cummins engine/pilot multi-way valve/pilot control handle/air conditioner/hydraulic travel motor/imported oil cylinder, oil pipe built-in NOK sealing ring/LCD display/anti-corrosion and wear-resistant engineering crawler/adjustable driving seat/standard bucket

选装配置/OPTIONAL CONFIGURATION

破碎锤/松土器/抓木器/耙子/旋挖钻/大挖斗/泥浆斗

Hammer / Ripper / Log grapple / Rake / Auger drill / Large bucket / Mud bucket

适用范围 APPLICATION

适合于房屋拆除、道路铺设、矿山开采、大型土石方工程、市政工程、混凝土破碎、河道清淤等作业环境。It is suitable for working environments such as house demolition, road paving, mining, large-scale earthwork projects, municipal engineering, concrete crushing, river dredging, etc.

型号	R320
重量	
工作重量	29600kg
尺寸	
最大卸载高度	6960mm
垂直挖掘深度	5370mm
轨道长度	4930mm
轨道宽度	3200mm
履带板宽度	600mm
铲斗容量	0.63-1.75m ³
最大挖掘深度	6275mm
最大挖掘高度	9985mm
驱动	
发动机品牌	康明斯/康明斯/五十铃
发动机型号	6CT8.3 / QSB7 / 6HK1
功率	190/1900 kw/rpm
控制阀	斗山/派克/KYB
回转马达	斗山
行走马达	斗山

MODEL	R320
WEIGHT	
Working weight	29600kg
SIZE	
Maximum unloading height	6960mm
Vertical excavation depth	5370mm
track length	4930mm
track width	3200mm
Track shoe width	600mm
Bucket capacity	0.63-1.75m ³
Maximum excavation depth	6275mm
Maximum excavation height	9985mm
DRIVE	
Engine brand	Cummins/Cummins/Isuzu
Engine model	6CT8.3 / QSB7 / 6HK1
power	190/1900 kw/rpm
Control valve	Doosan / Parker / KYB
Rotary motor	Doosan
Travel motor	Doosan

大型挖掘机 R380

LARGE EXCAVATOR R380



五十铃发动机
Isuzu engine



斗山控制阀
Doosan Control valve



斗山主泵
Doosan Main pump

产品用途 PRODUCT APPLICATION

运用于路面修复、土地平整、地面填充、管道铺设、开采矿山、修建水库及河道河沟清淤工程、建筑工程等各种作业环境。具备挖掘、破碎、清沟、钻孔、推土等多功能。

It is used in various working environments such as road repair, land leveling, ground filling, pipeline laying, mining, reservoir construction, river and ditch dredging projects, and construction projects. It has the functions of excavation, crushing, trench clearing, drilling, and bulldozing.

性能特点 FEATURE

- ◆进口配件，提升机器整体性能；
Imported accessories to enhance the overall performance of the machine.
- ◆油缸一次锻打成型，不易断裂，内置NOK密封圈；
single-forging forming cylinder, not easy to break, built-in NOK seal.
- ◆采用优质加厚钢材，运用喷塑工艺处理，防锈防腐；
Use thicker high-quality steel, apply plastic molding process, prevent rust and anti-corrosion.
- ◆采用国际知名品牌减速机，运行平稳，可靠性高；
The use of internationally renowned brand reducers provides smooth operation and high reliability.
- ◆360度车身自由旋转，灵动机身为用户户外工作带来便利。
The 360-degree body rotates freely, and the smart body facilitates outdoor work.

标准配置/STANDARD CONFIGURATION

五十铃发动机/先导多路阀/先导控制手柄/空调/液压行走马达/进口油缸、油管内置NOK密封圈/液晶显示屏/防腐耐磨工程履带/可调式驾驶座椅/标准挖斗

Isuzu engine/pilot multi-way valve/pilot control handle/air conditioner/hydraulic travel motor/imported oil cylinder, oil pipe built-in NOK sealing ring/LCD display/anti-corrosion and wear-resistant engineering crawler/adjustable driving seat/standard bucket

选装配置/OPTIONAL CONFIGURATION

破碎锤/松土器/抓木器/耙子/旋挖钻/大挖斗/泥浆斗

Hammer / Ripper / Log grapple / Rake / Auger drill / Large bucket / Mud bucket

适用范围 APPLICATION

适合于房屋拆除、道路铺设、矿山开采、大型土石方工程、市政工程、混凝土破碎、河道清淤等作业环境。It is suitable for working environments such as house demolition, road paving, mining, large-scale earthwork projects, municipal engineering, concrete crushing, river dredging, etc.

型号	R380
重量	
工作重量	38102kg
尺寸	
最大卸载高度	7182mm
垂直挖掘深度	3812mm
轨道长度	4977mm
轨道宽度	3200mm
履带板宽度	600mm
铲斗容量	1.7-1.9m ³
最大挖掘深度	7137mm
最大挖掘高度	10102mm
驱动	
发动机品牌	五十铃
发动机型号	/
功率	190/1900 kw/rpm
控制阀	斗山/派克/KYB
回转马达	斗山
行走马达	斗山

MODEL	R380
WEIGHT	
Working weight	38102kg
SIZE	
Maximum unloading height	7182mm
Vertical excavation depth	3812mm
track length	4977mm
track width	3200mm
Track shoe width	600mm
Bucket capacity	1.7-1.9m ³
Maximum excavation depth	7137mm
Maximum excavation height	10102mm
DRIVE	
Engine brand	Isuzu
Engine model	/
power	190/1900 kw/rpm
Control valve	Doosan / Parker / KYB
Rotary motor	Doosan
Travel motor	Doosan

大型挖掘机 R420

LARGE EXCAVATOR



康明斯发动机
Cummins engine



斗山控制阀
Doosan Control valve



斗山主泵
Doosan Main pump

产品用途 PRODUCT APPLICATION

适用于路面修复、土地平整、地面填充、管道铺设、开采矿山、修建水库及河道河沟清淤工程、建筑工程等各种作业环境。具备挖掘、破碎、清沟、钻孔、推土等多功能。

It is used in various working environments such as road repair, land leveling, ground filling, pipeline laying, mining, reservoir construction, river and ditch dredging projects, and construction projects. It has the functions of excavation, crushing, trench clearing, drilling, and bulldozing.

性能特点 FEATURE

- ◆进口配件，提升机器整体性能；
Imported accessories to enhance the overall performance of the machine.
- ◆油缸一次锻打成型，不易断裂，内置NOK密封圈；
single-forging forming cylinder, not easy to break, built-in NOK seal.
- ◆采用优质加厚钢材，运用喷塑工艺处理，防锈防腐；
Use thicker high-quality steel, apply plastic molding process, prevent rust and anti-corrosion.
- ◆采用国际知名品牌减速机，运行平稳，可靠性高；
The use of internationally renowned brand reducers provides smooth operation and high reliability.
- ◆360度车身自由旋转，灵动机身为用户户外工作带来便利。
The 360-degree body rotates freely, and the smart body facilitates outdoor work.

标准配置/STANDARD CONFIGURATION

康明斯发动机/先导多路阀/先导控制手柄/空调/液压行走马达/进口油缸、油管内置NOK密封圈/液晶显示屏/防腐耐磨工程履带/可调式驾驶座椅/标准挖斗

Cummins engine/pilot multi-way valve/pilot control handle/air conditioner/hydraulic travel motor/imported oil cylinder, oil pipe built-in NOK sealing ring/LCD display/anti-corrosion and wear-resistant engineering crawler/adjustable driving seat/standard bucket

选装配置/OPTIONAL CONFIGURATION

破碎锤/松土器/抓木器/耙子/旋挖钻/大挖斗/泥浆斗

Hammer / Ripper / Log grapple / Rake / Auger drill / Large bucket / Mud bucket

适用范围 APPLICATION

适用于房屋拆除、道路铺设、矿山开采、大型土石方工程、市政工程、混凝土破碎、河道清淤等作业环境。It is suitable for working environments such as house demolition, road paving, mining, large-scale earthwork projects, municipal engineering, concrete crushing, river dredging, etc.

型号	R420	MODEL	R420
重量		WEIGHT	
工作重量	41200kg	Working weight	41200kg
尺寸		SIZE	
最大卸载高度	7212mm	Maximum unloading height	7212mm
垂直挖掘深度	3872mm	Vertical excavation depth	3872mm
轨道长度	4995mm	track length	4995mm
轨道宽度	3300mm	track width	3300mm
履带板宽度	600mm	Track shoe width	600mm
铲斗容量	1.9-2.3m ³	Bucket capacity	1.9-2.3m ³
最大挖掘深度	7187mm	Maximum excavation depth	7187mm
最大挖掘高度	10162mm	Maximum excavation height	10162mm
驱动		DRIVE	
发动机品牌	康明斯/五十铃	Engine brand	Cummins / Isuzu
发动机型号	/	Engine model	/
功率	212/1800 kw/rpm	power	212/1800 kw/rpm
控制阀	斗山/派克/KYB	Control valve	Doosan / Parker / KYB
回转马达	斗山	Rotary motor	Doosan
行走马达	斗山	Travel motor	Doosan

大型挖掘机 R480

LARGE EXCAVATOR R480



康明斯发动机
Cummins engine



斗山控制阀
Doosan Control valve



斗山主泵
Doosan Main pump

产品用途 PRODUCT APPLICATION

运用于路面修复、土地平整、地面填充、管道铺设、开采矿山、修建水库及河道河沟清淤工程、建筑工程等各种作业环境。具备挖掘、破碎、清沟、钻孔、推土等多功能。

It is used in various working environments such as road repair, land leveling, ground filling, pipeline laying, mining, reservoir construction, river and ditch dredging projects, and construction projects. It has the functions of excavation, crushing, trench clearing, drilling, and bulldozing.

性能特点 FEATURE

- ◆进口配件，提升机器整体性能；
Imported accessories to enhance the overall performance of the machine.
- ◆油缸一次锻打成型，不易断裂，内置NOK密封圈；
single-forging forming cylinder, not easy to break, built-in NOK seal.
- ◆采用优质加厚钢材，运用喷塑工艺处理，防锈防腐；
Use thicker high-quality steel, apply plastic molding process, prevent rust and anti-corrosion.
- ◆采用国际知名品牌减速机，运行平稳，可靠性高；
The use of internationally renowned brand reducers provides smooth operation and high reliability.
- ◆360度车身自由旋转，灵动机身为用户户外工作带来便利。
The 360-degree body rotates freely, and the smart body facilitates outdoor work.

标准配置/STANDARD CONFIGURATION

斗山发动机/先导多路阀/先导控制手柄/空调/液压行走马达/进口油缸、油管内置NOK密封圈/液晶显示屏/防腐耐磨工程履带/可调式驾驶座椅/标准挖斗

Cummins engine/pilot multi-way valve/pilot control handle/air conditioner/hydraulic travel motor/imported oil cylinder, oil pipe built-in NOK sealing ring/LCD display/anti-corrosion and wear-resistant engineering crawler/adjustable driving seat/standard bucket

选装配置/OPTIONAL CONFIGURATION

破碎锤/松土器/抓木器/耙子/旋挖钻/大挖斗/泥浆斗

Hammer / Ripper / Log grapple / Rake / Auger drill / Large bucket / Mud bucket

适用范围 APPLICATION

适合于房屋拆除、道路铺设、矿山开采、大型土石方工程、市政工程、混凝土破碎、河道清淤等作业环境。It is suitable for working environments such as house demolition, road paving, mining, large-scale earthwork projects, municipal engineering, concrete crushing, river dredging, etc.

型号	R480	MODEL	R480
重量		WEIGHT	
工作重量	50800kg	Working weight	50800kg
尺寸		SIZE	
最大卸载高度	7900mm	Maximum unloading height	7900mm
垂直挖掘深度	4400mm	Vertical excavation depth	4400mm
轨道长度	5460mm	track length	5460mm
轨道宽度	3350mm	track width	3350mm
履带板宽度	600mm	Track shoe width	600mm
铲斗容量	2.17-3.8m ³	Bucket capacity	2.17-3.8m ³
最大挖掘深度	7800mm	Maximum excavation depth	7800mm
最大挖掘高度	101050mm	Maximum excavation height	101050mm
驱动		DRIVE	
发动机品牌	五十铃/康明斯	Engine brand	Isuzu / Cummins
发动机型号	/	Engine model	/
功率	300/1800 kw/rpm	power	300/1800 kw/rpm
控制阀	斗山/派克/KYB	Control valve	Doosan / Parker / KYB
回转马达	斗山	Rotary motor	Doosan
行走马达	斗山	Travel motor	Doosan

大型挖掘机 R520

LARGE EXCAVATOR R520



斗山发动机
Doosan engine

斗山控制阀
Doosan Control valve

斗山主泵
Doosan Main pump

产品用途 PRODUCT APPLICATION

运用于路面修复、土地平整、地面填充、管道铺设、开采矿山、修建水库及河道河沟清淤工程、建筑工程等各种作业环境。具备挖掘、破碎、清沟、钻孔、推土等多功能。

It is used in various working environments such as road repair, land leveling, ground filling, pipeline laying, mining, reservoir construction, river and ditch dredging projects, and construction projects. It has the functions of excavation, crushing, trench clearing, drilling, and bulldozing.

性能特点 FEATURE

- ◆进口配件，提升机器整体性能；
Imported accessories to enhance the overall performance of the machine.
- ◆油缸一次锻打成型，不易断裂，内置NOK密封圈；
single-forging forming cylinder, not easy to break, built-in NOK seal.
- ◆采用优质加厚钢材，运用喷塑工艺处理，防锈防腐；
Use thicker high-quality steel, apply plastic molding process, prevent rust and anti-corrosion.
- ◆采用国际知名品牌减速机，运行平稳，可靠性高；
The use of internationally renowned brand reducers provides smooth operation and high reliability.
- ◆360度车身自由旋转，灵动机身为用户户外工作带来便利。
The 360-degree body rotates freely, and the smart body facilitates outdoor work.

标准配置/STANDARD CONFIGURATION

斗山发动机/先导多路阀/先导控制手柄/空调/液压行走马达/进口油缸、油管内置NOK密封圈/液晶显示屏/防腐耐磨工程履带/可调式驾驶座椅/标准挖斗

Doosan engine/pilot multi-way valve/pilot control handle/air conditioner/hydraulic travel motor/imported oil cylinder, oil pipe built-in NOK sealing ring/LCD display/anti-corrosion and wear-resistant engineering crawler/adjustable driving seat/standard bucket

选装配置/OPTIONAL CONFIGURATION

破碎锤/松土器/抓木器/耙子/旋挖钻/大挖斗/泥浆斗

Hammer / Ripper / Log grapple / Rake / Auger drill / Large bucket / Mud bucket

适用范围 APPLICATION

适合于房屋拆除、道路铺设、矿山开采、大型土石方工程、市政工程、混凝土破碎、河道清淤等作业环境。It is suitable for working environments such as house demolition, road paving, mining, large-scale earthwork projects, municipal engineering, concrete crushing, river dredging, etc.

型号	R520	MODEL	R520
重量		WEIGHT	
工作重量	50800kg	Working weight	50800kg
尺寸		SIZE	
最大卸载高度	7900mm	Maximum unloading height	7900mm
垂直挖掘深度	4400mm	Vertical excavation depth	4400mm
轨道长度	5460mm	track length	5460mm
轨道宽度	3350mm	track width	3350mm
履带板宽度	600mm	Track shoe width	600mm
铲斗容量	2.17-3.8m ³	Bucket capacity	2.17-3.8m ³
最大挖掘深度	7800mm	Maximum excavation depth	7800mm
最大挖掘高度	101050mm	Maximum excavation height	101050mm
驱动		DRIVE	
发动机品牌	斗山 / 五十铃 / 康明斯	Engine brand	Doosan / Isuzu / Cummins
发动机型号	/	Engine model	/
功率	300/1800 kw/rpm	power	300/1800 kw/rpm
控制阀	斗山/派克/KYB	Control valve	Doosan / Parker / KYB
回转马达	斗山	Rotary motor	Doosan
行走马达	斗山	Travel motor	Doosan



滑移装载机 and 翻斗车

SKID STEER AND DUMP TRUCK



NDI625



NDI635



NDI680



R205

滑移装载机 NDI625

SKID STEER LOADER



NDI635 滑移装载机

SKID STEER LOADER



产品用途 PRODUCT APPLICATION

主要用于作业场地狭小、地面起伏不平、作业内容变换频繁的场所。适用于基础设施建设、工业应用、码头装卸、市区街道、住宅、谷仓、畜舍、机场跑道等，同时还可作为大型工程施工机械辅助设备使用。

It is mainly used in situations where the working site is small, the ground is uneven, and the work content changes frequently. It is suitable for infrastructure construction, industrial applications, dock loading and unloading, urban streets, residential buildings, barns, livestock sheds, airport runways, etc. It can also be used as auxiliary equipment for large-scale engineering construction machinery.

型号	NDI625
基本性能参数	
铲斗宽度	1150mm
离地距离	129mm
爬坡能力	25%
最大装载高度	2259mm
最大卸载高度	1553mm
最大高度	2513mm
最小高度	1361mm
铲斗容量	0.15m ³
铲斗装载质量	250kg
尺寸	
外形尺寸	1998*1150*1361mm
铲斗长度	1998mm
不含铲斗长度	1527mm
发动机	
品牌	润通
型号	R420
额定功率	14kw

MODEL	NDI625
Basic performance parameters	
Bucket width	1150mm
distance from ground	129mm
Gradeability	25%
Maximum loading height	2259mm
Maximum unloading height	1553mm
maximum height	2513mm
minimum height	1361mm
Bucket capacity	0.15m ³
Bucket loading quality	250kg
size	
Dimensions	1998*1150*1361mm
Bucket length	1998mm
Does not include bucket length	1527mm
engine	
brand	Rato
model	R420
rated power	14kW

产品用途 PRODUCT APPLICATION

主要用于作业场地狭小、地面起伏不平、作业内容变换频繁的场所。适用于基础设施建设、工业应用、码头装卸、市区街道、住宅、谷仓、畜舍、机场跑道等，同时还可作为大型工程施工机械辅助设备使用。

It is mainly used in situations where the working site is small, the ground is uneven, and the work content changes frequently. It is suitable for infrastructure construction, industrial applications, dock loading and unloading, urban streets, residential buildings, barns, livestock sheds, airport runways, etc. It can also be used as auxiliary equipment for large-scale engineering construction machinery.

型号	NDI635
基本性能参数	
铲斗宽度	1150mm
离地距离	100mm
爬坡能力	25%
最大装载高度	2080mm
最大卸载高度	1950mm
最大高度	2400mm
最小高度	1270
铲斗容量	0.15m ³
铲斗装载质量	300kg
尺寸	
外形尺寸	2230*1160*1300mm
铲斗长度	1150mm
不含铲斗长度	900mm
发动机	
品牌	百利通
型号	3864
额定功率	17kw

MODEL	NDI635
Basic performance parameters	
Bucket width	1150mm
distance from ground	100mm
Gradeability	25%
Maximum loading height	2080mm
Maximum unloading height	1950mm
maximum height	2400mm
minimum height	1270
Bucket capacity	0.15m ³
Bucket loading quality	300kg
size	
Dimensions	2230*1160*1300mm
Bucket length	1150mm
Does not include bucket length	900mm
engine	
brand	Briggs&stratton
model	3864
rated power	17kw

滑移装载机 NDI665

SKID STEER LOADER



NDI670 滑移装载机

SKID STEER LOADER



产品用途 PRODUCT APPLICATION

主要用于作业场地狭小、地面起伏不平、作业内容变换频繁的场所。适用于基础设施建设、工业应用、码头装卸、市区街道、住宅、谷仓、畜舍、机场跑道等，同时还可作为大型工程施工机械辅助设备使用。

It is mainly used in situations where the working site is small, the ground is uneven, and the work content changes frequently. It is suitable for infrastructure construction, industrial applications, dock loading and unloading, urban streets, residential buildings, barns, livestock sheds, airport runways, etc. It can also be used as auxiliary equipment for large-scale engineering construction machinery.

型号	NDI665
基本性能参数	
铲斗宽度	1235mm
离地距离	120mm
爬坡能力	25%
铲斗销的高度	1926mm
最大卸载高度	1625mm
最大工作高度	2695mm
卸载范围	710mm
铲斗容量	0.2m ³
铲斗装载质量	700kg
尺寸	
外形尺寸	1040*2694*1496mm
铲斗长度	1235mm
行驶速度	0-7.8km/h
发动机	
品牌	帕金斯/新柴
型号	84527R/3B11
额定功率	18/18.5kw

MODEL	NDI665
Basic performance parameters	
Bucket width	1235mm
distance from ground	120mm
Gradeability	25%
bucket pin height	1962mm
Maximum unloading height	1625mm
maximum working height	2695mm
Uninstall scope	710mm
Bucket capacity	0.2m ³
Bucket loading quality	700kg
size	
Dimensions	1040*2694*1496mm
Bucket length	1235mm
Driving speed	0-7.8km/h
engine	
brand	Perkins/Xinchai
model	84527R/3B11
rated power	18/18.5kw

产品用途 PRODUCT APPLICATION

主要用于作业场地狭小、地面起伏不平、作业内容变换频繁的场所。适用于基础设施建设、工业应用、码头装卸、市区街道、住宅、谷仓、畜舍、机场跑道等，同时还可作为大型工程施工机械辅助设备使用。

It is mainly used in situations where the working site is small, the ground is uneven, and the work content changes frequently. It is suitable for infrastructure construction, industrial applications, dock loading and unloading, urban streets, residential buildings, barns, livestock sheds, airport runways, etc. It can also be used as auxiliary equipment for large-scale engineering construction machinery.

型号	NDI670
基本性能参数	
铲斗宽度	950mm
离地距离	140mm
爬坡能力	25%
最大卸载高度	2446mm
最大卸载高度	1933mm
最大高度	3552mm
最小高度	1900
铲斗容量	0.19m ³
铲斗装载质量	1300kg
尺寸	
外形尺寸	2959*950*1900mm
铲斗长度	950mm
不含铲斗长度	2267mm
发动机	
品牌	帕金斯/久保田
型号	403J/1105
额定功率	18.7/10.2kw

MODEL	NDI670
Basic performance parameters	
Bucket width	950mm
distance from ground	140mm
Gradeability	25%
Maximum loading height	2446mm
Maximum unloading height	1933mm
maximum height	3552mm
minimum height	1900
Bucket capacity	0.19m ³
Bucket loading quality	1300kg
size	
Dimensions	2959*950*1900mm
Bucket length	950mm
Does not include bucket length	2267mm
engine	
brand	Perkins/Kubota
model	403J/1105
rated power	18.7/10.2kw

滑移装载机 NDI680

SKID STEER LOADER



R205 升降翻斗车

LIFT DUMP TRUCK



产品用途 PRODUCT APPLICATION

主要用于作业场地狭小、地面起伏不平、作业内容变换频繁的场所。适用于基础设施建设、工业应用、码头装卸、市区街道、住宅、谷仓、畜舍、机场跑道等，同时还可作为大型工程施工机械辅助设备使用。

It is mainly used in situations where the working site is small, the ground is uneven, and the work content changes frequently. It is suitable for infrastructure construction, industrial applications, dock loading and unloading, urban streets, residential buildings, barns, livestock sheds, airport runways, etc. It can also be used as auxiliary equipment for large-scale engineering construction machinery.

型号	NDI680
基本性能参数	
铲斗宽度	1800mm
离地距离	230mm
爬坡能力	25%
最大举升高度	3760mm
最大卸料高度	2250mm
卸料距离	1360mm
动臂长度	2900mm
铲斗容量	0.4m ³
最大装载质量	2100kg
尺寸	
外形尺寸	3820*1800*2460mm
铲斗长度	3820mm
不含铲斗长度	3040mm
发动机	
品牌	常柴/洋马
型号	4G33/498
额定功率	51.5kw

MODEL	NDI680
Basic performance parameters	
Bucket width	1800mm
distance from ground	230mm
Gradeability	25%
Maximum lifting height	3760mm
Maximum unloading height	2250mm
Discharging distance	1360mm
Boom length	2900mm
Bucket capacity	0.4m ³
Maximum loading mass	2100kg
size	
Dimensions	3820*1800*2460mm
Bucket length	3820mm
Does not include bucket length	3040mm
engine	
brand	Changchai/Yangma
model	4G33/498
rated power	51.5kw

产品用途 PRODUCT APPLICATION

有起重、推土、装载等多种功能，适用于砂石、土方、煤炭、矿石等各种散装物料的短途运输，具有多功能、高效率的特点。

It has multiple functions such as lifting, pushing soil, and loading, suitable for short distance transportation of various bulk materials such as sand and gravel, soil, coal, ore, etc. It has the characteristics of versatility and high efficiency.

型号	R205
基本性能参数	
整机整备质量	443kg
额定斗容量	0.25m ³
外形尺寸	1670*780*1200mm
最高行驶速度	6km/h
爬坡能力	30%
额定装料质量	350kg
最大卸料高度	356mm
卸料距离	272mm
铲斗宽度	780mm
离地最小间隙	70mm
液压系统	
工作泵	XINGZOU
工作阀	TF
行走马达	DETON
发动机	
品牌	润通
型号	R420

MODEL	R205
Basic performance parameters	
Overall machine quality	443kg
Rated bucket capacity	0.25m ³
Dimensions	1670*780*1200mm
Maximum driving speed	6km/h
Gradeability	30%
Rated charging quality	350kg
Maximum discharge height	356mm
Discharging distance	272mm
Bucket width	780mm
Minimum ground clearance	70mm
Hydraulic system	
working pump	XINGZOU
working valve	TF
Travel motor	DETON
engine	
brand	Rato
model	R420



装载机

L O A D E R



R915T



R918T



R910



R915

装载机 R906 LOADER



产品用途 PRODUCT APPLICATION

主要用来铲、装、卸、运土和石料一类散状物料,也可以对岩石、硬土进行轻度铲掘作业。如果换不同的工作装置,还可以完成推土、起重、装卸其他物料的工作。

It is mainly used for shoveling, loading, unloading, and transporting bulk materials such as earth and stone. It can also be used for light shoveling operations on rocks and hard soil. If you change to different working devices, you can also complete the work of bulldozing, lifting, loading and unloading other materials.

型号	R906
基本性能参数	
整机质量	1700kg
额定斗容量	0.6m ³
最高行驶速度	0-12km/h
爬坡能力	25%
额定装料质量	600kg
最大卸料高度	2025mm
卸料距离	650mm
铲斗举升时间满载	8s
铲斗下降时间	4s
最小转弯半径	2.4m
外形尺寸	3650*1150*2300mm
铲斗宽度	1150mm
离地最小间隙	155mm
动臂长度	1680mm
发动机	
品牌	帕金斯/新柴
型号	84527R/3B11

MODEL	R906
Basic performance parameters	
Overall machine quality	1700kg
Rated bucket capacity	0.6m ³
Maximum driving speed	0-12km/h
Gradeability	25%
Rated charging quality	600kg
Maximum discharge height	2025mm
Discharging distance	650mm
Bucket lifting time is fully loaded	8s
Bucket lowering time	4s
Minimum turning radius	2.4m
Dimensions	3650*1150*2300mm
Bucket width	1150mm
Minimum ground clearance	155mm
Boom length	1680mm
engine	
brand	Perkins/Xinchai
model	84527R/3B11

R910 装载机 LOADER



产品用途 PRODUCT APPLICATION

主要用来铲、装、卸、运土和石料一类散状物料,也可以对岩石、硬土进行轻度铲掘作业。如果换不同的工作装置,还可以完成推土、起重、装卸其他物料的工作。

It is mainly used for shoveling, loading, unloading, and transporting bulk materials such as earth and stone. It can also be used for light shoveling operations on rocks and hard soil. If you change to different working devices, you can also complete the work of bulldozing, lifting, loading and unloading other materials.

型号	R910
基本性能参数	
整机重量 (kg)	2500
长×宽×高 (mm)	4500X1650X2500
额定铲斗容量 (m ³)	0.5
额定负载 (kg)	800-1000
举升高度 (mm)	3500
最大卸载高度 (mm)	2200
最小转弯半径 (mm)	2150
最大转弯半径 (mm)	3850
最高速度 (km/h)	20
工作压力	16Mpa
工作流量	32mVr
行走流量	16mWr
液压油箱容量	60L
油箱容量	60L
发动机品牌	科勒/常柴
模型	KDI1903TCR/ZN390BT

MODEL	R910
Basic performance parameters	
Overall weight (kg)	2500
L×W×H (mm)	4500X1650X2500
Rated bucket capacity (m ³)	0.5
Rated load (kg)	800-1000
Lifting height (mm)	3500
Max dump height (mm)	2200
Min turning radius (mm)	2150
Max turning radius (mm)	3850
Max speed (km/h)	20
Working pressure	16Mpa
Working flow	32mVr
Walking flow	16mWr
Hydraulic tank capacity	60L
Fuel tank capacity	60L
Engine Brand	Kohler/Changchai
Model	KDI1903TCR/ZN390BT

装载机 R915 LOADER



产品用途 PRODUCT APPLICATION

主要用来铲、装、卸、运土和石料一类散状物料,也可以对岩石、硬土进行轻度铲掘作业。如果换不同的工作装置,还可以完成推土、起重、装卸其他物料的工作。

It is mainly used for shoveling, loading, unloading, and transporting bulk materials such as earth and stone. It can also be used for light shoveling operations on rocks and hard soil. If you change to different working devices, you can also complete the work of bulldozing, lifting, loading and unloading other materials.

型号	R915
基本性能参数	
外形尺寸	5325×1900×2720mm
铲斗容量	0.7m ³
额定载重	1500kg
操作重量	3600kg
最大卸载高度	2900mm
气缸数	4
额定功率	42KW
传动方式	自动挡
驱动桥型号	小轮边
档位数	前2后2
最高时速	25km/h
驱动方式	4WD
刹车	空气制动
轮胎型号	20.5/70-16
发动机	
品牌	云内/科勒/常柴
型号	YN27GB/KDI1903TCR/4G33

MODEL	R915
Basic performance parameters	
Dimensions	5325×1900×2720mm
Bucket capacity	0.7m ³
Rated load	1500kg
operating weight	3600kg
Maximum unloading height	2900mm
Number of cylinders	4
rated power	42KW
transfer method	Automatic
Transaxle model	Small wheel edge
Number of gears	front 2 back 2
top speed	25km/h
Drive mode	4WD
brake	air brake
Tire model	20.5/70-16
engine	
brand	Yunnei/Kohler/Changchai
model	YN27GB/KDI1903TCR/4G33

R918 装载机 LOADER



产品用途 PRODUCT APPLICATION

主要用来铲、装、卸、运土和石料一类散状物料,也可以对岩石、硬土进行轻度铲掘作业。如果换不同的工作装置,还可以完成推土、起重、装卸其他物料的工作。

It is mainly used for shoveling, loading, unloading, and transporting bulk materials such as earth and stone. It can also be used for light shoveling operations on rocks and hard soil. If you change to different working devices, you can also complete the work of bulldozing, lifting, loading and unloading other materials.

型号	R918
基本性能参数	
外形尺寸	5325×1900×2720mm
铲斗容量	0.85m ³
额定载重	1800kg
操作重量	3900kg
最大卸载高度	2900mm
气缸数	4
额定功率	58KW
传动方式	自动挡
驱动桥型号	小轮边
档位数	前2后2
最高时速	26km/h
驱动方式	4WD
刹车	空气制动
轮胎型号	23.5/70-16
发动机	
品牌	云内/科勒/常柴
型号	YN27GBZ/KDI1903TCR/4G33

MODEL	R918
Basic performance parameters	
Dimensions	5325×1900×2720mm
Bucket capacity	0.85m ³
Rated load	1800kg
operating weight	3900kg
Maximum unloading height	2900mm
Number of cylinders	4
rated power	58KW
transfer method	Automatic
Transaxle model	Small Hub Reduction
Number of gears	F2/R2
top speed	26km/h
Drive mode	4WD
brake	Air Brake
Tire model	23.5/70-16
engine	
brand	Yunnei/Kohler/Changchai
model	YN27GBZ/KDI1903TCR/4G33

装载机 R920 LOADER



产品用途 PRODUCT APPLICATION

主要用来铲、装、卸、运土和石料一类散状物料,也可以对岩石、硬土进行轻度铲掘作业。如果换不同的工作装置,还可以完成推土、起重、装卸其他物料的工作。

It is mainly used for shoveling, loading, unloading, and transporting bulk materials such as earth and stone. It can also be used for light shoveling operations on rocks and hard soil. If you change to different working devices, you can also complete the work of bulldozing, lifting, loading and unloading other materials.

型号	R920
基本性能参数	
外形尺寸	5650*2000*2750mm
铲斗容量	1m ³
额定载重	2000kg
操作重量	5000kg
最大卸载高度	3300mm
气缸数	4
额定功率	65KW
传动方式	自动挡
驱动桥型号	中轮边
档位数	F4/R4
最高时速	36km/h
驱动方式	4WD
刹车	空气制动
轮胎型号	16/70-20
发动机	
品牌	云内/科勒/常柴
型号	YN33GBZ/KDI1903TCR/4G33

MODEL	R920
Basic performance parameters	
Dimensions	5650*2000*2750mm
Bucket capacity	1m ³
Rated load	2000kg
operating weight	5000kg
Maximum unloading height	3300mm
Number of cylinders	4
rated power	65KW
transfer method	Automatic
Transaxle model	middle rim
Number of gears	F4/R4
top speed	36km/h
Drive mode	4WD
brake	air brake
Tire model	16/70-20
engine	
brand	Yunnei/Kohler/Changchai
model	YN33GBZ/KDI1903TCR/4G33

R925 装载机 LOADER



产品用途 PRODUCT APPLICATION

主要用来铲、装、卸、运土和石料一类散状物料,也可以对岩石、硬土进行轻度铲掘作业。如果换不同的工作装置,还可以完成推土、起重、装卸其他物料的工作。

It is mainly used for shoveling, loading, unloading, and transporting bulk materials such as earth and stone. It can also be used for light shoveling operations on rocks and hard soil. If you change to different working devices, you can also complete the work of bulldozing, lifting, loading and unloading other materials.

型号	R925
基本性能参数	
外形尺寸	6400*2300*2950mm
铲斗容量	1.3m ³
额定载重	2500kg
操作重量	6000kg
最大卸载高度	3600mm
气缸数	4
额定功率	85KW
传动方式	自动挡
驱动桥型号	大轮边
档位数	前4后4
最高时速	38km/h
驱动方式	4WD
刹车	空气制动
轮胎型号	16/70-24
发动机	
品牌	云内/科勒/常柴
型号	YN38GBZ/KDI2503TCR/4G33

MODEL	R925
Basic performance parameters	
Dimensions	6400*2300*2950mm
Bucket capacity	1.3m ³
Rated load	2500kg
operating weight	6000kg
Maximum unloading height	3600mm
Number of cylinders	4
rated power	85KW
transfer method	Automatic
Transaxle model	Big Hub Reduction
Number of gears	F4/R4
top speed	38km/h
Drive mode	4WD
brake	Air Brake
Tire model	16/70-24
engine	
brand	Yunnei/Kohler/Changchai
model	YN38GBZ/KDI2503TCR/4G33

装载机 R937

LOADER



R946 装载机

LOADER



产品用途 PRODUCT APPLICATION

主要用来铲、装、卸、运土和石料一类散状物料,也可以对岩石、硬土进行轻度铲掘作业。如果换不同的工作装置,还可以完成推土、起重、装卸其他物料的工作。

It is mainly used for shoveling, loading, unloading, and transporting bulk materials such as earth and stone. It can also be used for light shoveling operations on rocks and hard soil. If you change to different working devices, you can also complete the work of bulldozing, lifting, loading and unloading other materials.

型号	R927
基本性能参数	
外形尺寸	7300×2300×3120mm
铲斗容量	1.7m ³
额定载重	3000kg
操作重量	9400kg
最大卸载高度	3600mm
气缸数	6
额定功率	92KW
传动方式	自动挡
驱动桥型号	28轮边桥
档位数	前4后4
最高时速	40km/h
驱动方式	4WD
刹车	空气制动
轮胎型号	17.5-25
发动机	
品牌	潍柴/康明斯/玉柴
型号	WP6G125E22/QSF3.8/YCF36125

MODEL	R927
Basic performance parameters	
Dimensions	7300×2300×3120mm
Bucket capacity	1.7m ³
Rated load	3000kg
operating weight	9400kg
Maximum unloading height	3600mm
Number of cylinders	6
rated power	92KW
transfer method	Automatic
Transaxle model	28 round bridge
Number of gears	front 4 back 4
top speed	40km/h
Drive mode	4WD
brake	air brake
Tire model	17.5-25
engine	
brand	Weichai/Cummins/Yuchai
model	WP6G125E22/QSF3.8/YCF36125

产品用途 PRODUCT APPLICATION

主要用来铲、装、卸、运土和石料一类散状物料,也可以对岩石、硬土进行轻度铲掘作业。如果换不同的工作装置,还可以完成推土、起重、装卸其他物料的工作。

It is mainly used for shoveling, loading, unloading, and transporting bulk materials such as earth and stone. It can also be used for light shoveling operations on rocks and hard soil. If you change to different working devices, you can also complete the work of bulldozing, lifting, loading and unloading other materials.

型号	R946
基本参数	
机器长宽高	6000x2000x2850
卸载高度(m)	3.5
额定容量	1.3m ³
发动机	4102增压
额定功率(KW/rpm)	78/108
传动方式	自动挡
液力变矩器	280双高低速
变速档位	自动挡
车桥	中轮边大轴桥
斗宽	2M
轮胎	1670-20
系统电压(V)	24
机油(L)	10

型号	R946
Basic parameters	
Machine length, width and height	6000x2000x2850
Unloading height (m)	3.5
Rated Capacity	1.3m ³
engine	4102 supercharged
Rated power (KW/rpm)	78/108
transfer method	Automatic
Torque converter	280 double high and low speed
Transmission gear	Automatic
axle	Central wheel bridge
Dou Kuan	2M
tire	1670-20
System voltage(V)	24
Engine oil(L)	10

装载机 R950

LOADERS R950



产品用途 PRODUCT APPLICATION

主要用来铲、装、卸、运土和石料一类散状物料,也可以对岩石、硬土进行轻度铲掘作业。如果换不同的工作装置,还可以完成推土、起重、装卸其他物料的工作。

It is mainly used for shoveling, loading, unloading, and transporting bulk materials such as earth and stone. It can also be used for light shoveling operations on rocks and hard soil. If you change to different working devices, you can also complete the work of bulldozing, lifting, loading and unloading other materials.

型号	R950
基本性能参数	
外形尺寸	7560*2440*3300mm
铲斗容量	2m ³
额定载重	4000kg
操作重量	11800kg
最大卸载高度	3200mm
气缸数	6
额定功率	125KW
传动方式	自动挡
驱动桥型号	35轮边桥
档位数	前4后2
最高时速	41km/h
驱动方式	4WD
刹车	空气制动
轮胎型号	20.5-25
发动机	
品牌	潍柴
型号	WP6G175E22

MODEL	R950
Basic performance parameters	
Dimensions	7560*2440*3300mm
Bucket capacity	2m ³
Rated load	4000kg
operating weight	11800kg
Maximum unloading height	3200mm
Number of cylinders	6
rated power	125KW
transfer method	Automatic
Transaxle model	35 Hub Reduction
Number of gears	F4/R2
top speed	41km/h
Drive mode	4WD
brake	Air Brake
Tire model	20.5-25
engine	
brand	weichai
model	WP6G175E22

R953 装载机

LOADERS R953



产品用途 PRODUCT APPLICATION

主要用来铲、装、卸、运土和石料一类散状物料,也可以对岩石、硬土进行轻度铲掘作业。如果换不同的工作装置,还可以完成推土、起重、装卸其他物料的工作。

It is mainly used for shoveling, loading, unloading, and transporting bulk materials such as earth and stone. It can also be used for light shoveling operations on rocks and hard soil. If you change to different working devices, you can also complete the work of bulldozing, lifting, loading and unloading other materials.

型号	R953
基本参数	
外形尺寸	8040×3060×3400mm
铲斗容量	3m ³
额定载重	4000kg
操作重量	16600kg
最大卸载高度	3500mm
气缸数	6
额定功率	162KW
传动方式	自动挡
驱动桥型号	50轮边桥
档位数	前2后1
最高时速	42km/h
驱动方式	4WD
刹车	空气制动
轮胎型号	23.5-25
发动机	
品牌	潍柴
型号	WD10G220E23

型号	R953
Basic performance parameters	
Dimensions	8040×3060×3400mm
Bucket capacity	3m ³
Rated load	4000kg
operating weight	16600kg
Maximum unloading height	3500mm
Number of cylinders	6
rated power	162KW
transfer method	Automatic
Transaxle model	50 Hub Reduction
Number of gears	F2/R1
top speed	42km/h
Drive mode	4WD
brake	Air Brake
Tire model	23.5-25
engine	
brand	weichai
model	WD10G220E23

伸缩臂装载机 R906T

TELESCOPIC LOADER



产品用途 PRODUCT APPLICATION

伸缩臂装载机的伸缩能够实现对高度、距离、角度等多度的应用,可以应用于不同场合的作业需求和复杂的地形,广泛应用于建筑、道路、桥梁等行业的施工。

The telescopic boom loader can achieve multiple applications such as height, distance, angle, etc. It can be applied to different operational needs and complex terrains, and is widely used in construction, roads, bridges and other industries.

型号	R906T
基本性能参数	
斗容量	0.6m ³
行驶速度	0-12km/h
爬坡能力	25%
装料质量	600kg
卸料高度	3000mm
卸料距离	1630mm
最小转弯半径	2.8m
车身数据	
铲斗宽度	1150mm
轴距	1350mm
轮距	840mm
大臂长度	1220mm
小臂长度	1610mm
发动机	
品牌	帕金斯/新柴
型号	84527R/3B11
燃油	柴油

MODEL	R906T
Basic performance parameters	
bucket capacity	0.6m ³
Driving speed	0-12km/h
Gradeability	25%
Loading quality	600kg
Discharging height	3000mm
Discharging distance	1630mm
Minimum turning radius	2.8m
Body data	
Bucket width	1150mm
Wheelbase	1350mm
Wheelbase	840mm
Arm length	1220mm
Forearm length	1610mm
engine	
brand	Perkins/Xinchai
model	84527R/3B11
fuel	diesel fuel

R915T 伸缩臂装载机

TELESCOPIC LOADER



产品用途 PRODUCT APPLICATION

伸缩臂装载机的伸缩能够实现对高度、距离、角度等多度的应用,可以应用于不同场合的作业需求和复杂的地形,广泛应用于建筑、道路、桥梁等行业的施工。

The telescopic boom loader can achieve multiple applications such as height, distance, angle, etc. It can be applied to different operational needs and complex terrains, and is widely used in construction, roads, bridges and other industries.

型号	R915T
基本性能参数	
操作重量	1500kg
总长	5900mm
总高度	2710mm
总宽度	1800mm
最大提升高度	4700mm
铲斗铰链销最大高度	4200mm
最大卸载高度	3600mm
铲斗	
铲斗容量	0.65m ³
铲斗宽度	1700mm
铲斗类型	齿上的重型螺栓
刹车系统	
行车制动器	四轮盘式制动器
驻车制动器	手动
发动机	
品牌	科勒/常柴
型号	KD11903TCR/4G33

MODEL	R915T
Basic performance parameters	
operating weight	1500kg
Overall Length	5900mm
Overall Height	2710mm
Overall Width	1800mm
Max. Lifting Height	4700mm
Max. Bucket hinge pin height	4200mm
Max. Unloading Height	3600mm
Bucket	
Bucket capacity	0.65m ³
Bucket width	1700mm
Bucket type	Heavy duty bolts on teeth
Brake system	
service brake	Four-wheel disc brakes
parking brake	Manual
engine	
brand	Kohler/Changchai
model	KD11903TCR/4G33

伸缩臂装载机 R918T

TELESCOPIC LOADER



产品用途 PRODUCT APPLICATION

伸缩臂装载机的伸缩能够实现对高度、距离、角度等多度的应用,可以应用于不同场合的作业需求和复杂的地形,广泛应用于建筑、道路、桥梁等行业的施工。

The telescopic boom loader can achieve multiple applications such as height, distance, angle, etc. It can be applied to different operational needs and complex terrains, and is widely used in construction, roads, bridges and other industries.

型号	R918T
基本性能参数	
操作重量	1800kg
总长	5800mm
总高度	2680mm
总宽度	1800mm
最大提升高度	4700mm
铲斗铰链销最大高度	4100mm
最大卸载高度	3500mm
铲斗	
铲斗容量	0.75m ³
铲斗宽度	1900mm
铲斗类型	重型铲齿
刹车系统	
行车制动器	四轮碟刹
驻车制动器	碟刹
发动机	
品牌	科勒/常柴
型号	KDI1903TCR/4G33

MODEL	R918T
Basic performance parameters	
operating weight	1800kg
Overall Length	5800mm
Overall Height	2680mm
Overall Width	1800mm
Max. Lifting Height	4700mm
Max. Bucket hinge pin height	4100mm
Max. Unloading Height	3500mm
Bucket	
Bucket capacity	0.75m ³
Bucket width	1900mm
Bucket type	Heavy-duty bolt on teeth
Brake system	
service brake	Four wheel disc brake
parking brake	Disc brake
engine	
brand	Kohler/Changchai
model	KDI1903TCR/4G33

R920T 伸缩臂装载机

TELESCOPIC LOADER



产品用途 PRODUCT APPLICATION

伸缩臂装载机的伸缩能够实现对高度、距离、角度等多度的应用,可以应用于不同场合的作业需求和复杂的地形,广泛应用于建筑、道路、桥梁等行业的施工。

The telescopic boom loader can achieve multiple applications such as height, distance, angle, etc. It can be applied to different operational needs and complex terrains, and is widely used in construction, roads, bridges and other industries.

型号	R920T
基本性能参数	
操作重量	2000kg
总长	6600mm
总高度	2800mm
总宽度	2050mm
最大提升高度	5000mm
铲斗铰链销最大高度	4500mm
最大卸载高度	3950mm
铲斗	
铲斗容量	1m ³
铲斗宽度	1900mm
铲斗类型	齿上的重型螺栓
刹车系统	
行车制动器	空气辅助盘式制动
驻车制动器	手动
发动机	
品牌	科勒/常柴
型号	KDI2503TCR/4G33

MODEL	R920T
Basic performance parameters	
operating weight	2000kg
Overall Length	6600mm
Overall Height	2800mm
Overall Width	2050mm
Max. Lifting Height	5000mm
Max. Bucket hinge pin height	4500mm
Max. Unloading Height	3950mm
Bucket	
Bucket capacity	1m ³
Bucket width	1900mm
Bucket type	Heavy duty bolts on teeth
Brake system	
service brake	air-assisted disc brakes
parking brake	Manual
engine	
brand	Kohler/Changchai
model	KDI2503TCR/4G33

伸缩臂装载机 R930T

TELESCOPIC LOADER



产品用途 PRODUCT APPLICATION

伸缩臂装载机的伸缩能够实现对高度、距离、角度等多度的应用,可以应用于不同场合的作业需求和复杂的地形,广泛应用于建筑、道路、桥梁等行业的施工。

The telescopic boom loader can achieve multiple applications such as height, distance, angle, etc. It can be applied to different operational needs and complex terrains, and is widely used in construction, roads, bridges and other industries.

型号	R930T
基本性能参数	
操作重量	3000kg
总长	6500mm
总高度	2950mm
总宽度	2100mm
最大提升高度	4700mm
铲斗铰链销最大高度	5400mm
最大卸载高度	3500mm
铲斗	
铲斗容量	1.2m ³
铲斗宽度	2200mm
铲斗类型	重型螺栓齿
刹车系统	
行车制动器	空气辅助盘式制动
驻车制动器	手动
发动机	
品牌	玉柴/康明斯/玉柴
型号	YCD4J22T/QSF3.8/YCF36125

MODEL	R930T
Basic performance parameters	
operating weight	3000kg
Overall Length	6500mm
Overall Height	2950mm
Overall Width	2100mm
Max. Lifting Height	4700mm
Max. Bucket hinge pin height	5400mm
Max. Unloading Height	3500mm
Bucket	
Bucket capacity	1.2m ³
Bucket width	2200mm
Bucket type	Heavy duty bolt teeth
Brake system	
service brake	air-assisted disc brakes
parking brake	Manual
engine	
brand	Yuchai/Cummins/Yuchai
model	YCD4J22T/QSF3.8/YCF36125

R935T 伸缩臂装载机

TELESCOPIC LOADER



产品用途 PRODUCT APPLICATION

伸缩臂装载机的伸缩能够实现对高度、距离、角度等多度的应用,可以应用于不同场合的作业需求和复杂的地形,广泛应用于建筑、道路、桥梁等行业的施工。

The telescopic boom loader can achieve multiple applications such as height, distance, angle, etc. It can be applied to different operational needs and complex terrains, and is widely used in construction, roads, bridges and other industries.

型号	R935T
基本性能参数	
操作重量	3500kg
总长	7160mm
总高度	2960mm
总宽度	2360mm
最大提升高度	6000mm
铲斗铰链销最大高度	5500mm
最大卸载高度	5300mm
铲斗	
铲斗容量	1.2m ³
铲斗宽度	1700-2000mm
铲斗类型	齿上的重型螺栓
刹车系统	
行车制动器	空气辅助盘式制动
驻车制动器	手动
发动机	
品牌	潍柴/康明斯/玉柴
型号	WP6G125E22/QSF3.8/YCF36140

MODEL	R935T
Basic performance parameters	
operating weight	3500kg
Overall Length	7160mm
Overall Height	2960mm
Overall Width	2360mm
Max. Lifting Height	6000mm
Max. Bucket hinge pin height	5500mm
Max. Unloading Height	5300mm
Bucket	
Bucket capacity	1.2m ³
Bucket width	1700-2000mm
Bucket type	Heavy duty bolts on teeth
Brake system	
service brake	air-assisted disc brakes
parking brake	Manual
engine	
brand	Weichai/Cummins/Yuchai
model	WP6G125E22/QSF3.8/YCF36140



反铲装载机

BACKHOE LOADER



R918E



R920E



R925E



R928E

反铲装载机 R906E

BACKHOE LOADER



Tier4
StageV

产品用途 PRODUCT APPLICATION

广泛用于公路、铁路、建筑、水电、港口、矿山等建设工程的土石方施工机械，它主要用于铲装土壤、砂石、石灰、煤炭等散状物料，也可对矿石、硬土等作轻度铲挖作业。

It is widely used in earthwork construction machinery for highways, railways, buildings, hydropower, ports, mines and other construction projects. It is mainly used to shovel bulk materials such as soil, sand, gravel, lime, coal, etc. It can also be used for ore, hard soil, etc. Light shoveling work.

型号	R906E
基本性能参数	
操作重量	2500kg
装载斗容	0.6m ³
装载举升能力	600kg
铲斗卸载高度	2050mm
反铲斗容	0.08m ³
最大挖掘深度	2490mm
最小离地间隙	155mm
转向系统	
偏摆角度	装载75° 挖掘11°
最小转弯半径	3600mm
工作阀压力	20MPa
机械臂	
装载大臂	1680mm
挖掘大臂	1840mm
发动机	
品牌	帕金斯/新柴
型号	84527R/3B11

MODEL	R906E
Basic performance parameters	
operating weight	2500kg
Loading capacity	0.6m ³
Loading lifting capacity	600kg
Bucket unloading height	2050mm
Backhoe bucket capacity	0.08m ³
Maximum digging depth	2490mm
minimum ground clearance	155mm
steering system	
Yaw angle	Loading 75° Digging 11°
Minimum turning radius	3600mm
working valve pressure	20MPa
Robotic arm	
Loading boom	1680mm
Digging boom	1840mm
engine	
brand	Perkins/Xinchai
model	84527R/3B11

R918E 反铲装载机

BACKHOE LOADER



产品用途 PRODUCT APPLICATION

广泛用于公路、铁路、建筑、水电、港口、矿山等建设工程的土石方施工机械，它主要用于铲装土壤、砂石、石灰、煤炭等散状物料，也可对矿石、硬土等作轻度铲挖作业。

It is widely used in earthwork construction machinery for highways, railways, buildings, hydropower, ports, mines and other construction projects. It is mainly used to shovel bulk materials such as soil, sand, gravel, lime, coal, etc. It can also be used for ore, hard soil, etc. Light shoveling work.

型号	R918E
基本性能参数	
操作重量	4200kg
装载斗容	0.8m ³
装载举升能力	1800KG
铲斗卸载高度	2900mm
反铲斗容	0.18m ³
最大挖掘深度	2700mm
最小离地间隙	300mm
转向系统	
转向角	±35°
最小转弯半径	4800mm
系统压力	12Mpa
变速箱	
型式	动力换挡
最高车速	33Km/h
发动机	
品牌	云内/科勒/常柴
型号	YN27GB/KDI1903TCR/4G33

MODEL	R918E
Basic performance parameters	
operating weight	4200kg
Loading capacity	0.8m ³
Loading lifting capacity	1800KG
Bucket unloading height	2900mm
Backhoe bucket capacity	0.18m ³
Maximum digging depth	2700mm
minimum ground clearance	300mm
steering system	
steering angle	±35°
Minimum turning radius	4800mm
System pressure	12MPa
gearbox	
Type	power shift
maximum speed	33Km/h
engine	
brand	Yunnei/Kohler/Changchai
model	YN27GB/KDI1903TCR/4G33

反铲装载机 R920E

BACKHOE LOADER



Tier 4
Stage V



产品用途 PRODUCT APPLICATION

广泛用于公路、铁路、建筑、水电、港口、矿山等建设工程的土石方施工机械，它主要用于铲装土壤、砂石、石灰、煤炭等散状物料，也可对矿石、硬土等作轻度铲挖作业。

It is widely used in earthwork construction machinery for highways, railways, buildings, hydropower, ports, mines and other construction projects. It is mainly used to shovel bulk materials such as soil, sand, gravel, lime, coal, etc. It can also be used for ore, hard soil, etc. Light shoveling work.

型号	R920E
基本性能参数	
操作重量	5500kg
装载斗容	1m ³
装载举升能力	2000KG
铲斗卸载高度	3200mm
反铲斗容	0.28m ³
最大挖掘深度	2500mm
最小离地间隙	300mm
转向系统	
转向角	±35°
最小转弯半径	4800mm
系统压力	12Mpa
变速箱	
型式	动力换挡
最高车速	33Km/h
发动机	
品牌	云内/科勒/潍柴
型号	YN33GBZ/KDI2503TCR/4G33

MODEL	R920E
Basic performance parameters	
operating weight	5500kg
Loading capacity	1m ³
Loading lifting capacity	2000KG
Bucket unloading height	3200mm
Backhoe bucket capacity	0.28m ³
Maximum digging depth	2500mm
minimum ground clearance	300mm
steering system	
steering angle	±35°
Minimum turning radius	4800mm
System pressure	12Mpa
gearbox	
Type	动力换挡
maximum speed	33Km/h
engine	
brand	云内/科勒/潍柴
model	YN33GBZ/KDI2503TCR/4G33

R925E 反铲装载机

BACKHOE LOADER



Tier 4
Stage V



产品用途 PRODUCT APPLICATION

广泛用于公路、铁路、建筑、水电、港口、矿山等建设工程的土石方施工机械，它主要用于铲装土壤、砂石、石灰、煤炭等散状物料，也可对矿石、硬土等作轻度铲挖作业。

It is widely used in earthwork construction machinery for highways, railways, buildings, hydropower, ports, mines and other construction projects. It is mainly used to shovel bulk materials such as soil, sand, gravel, lime, coal, etc. It can also be used for ore, hard soil, etc. Light shoveling work.

型号	R925E
基本性能参数	
操作重量	6300kg
装载斗容	1m ³
装载举升能力	2500KG
铲斗卸载高度	3500mm
反铲斗容	0.3m ³
最大挖掘深度	4000mm
最小离地间隙	300mm
转向系统	
铲斗回转角度	180°
斗杆回转弧度	180°
系统压力	12Mpa
变速箱	
型式	动力换挡
最高车速	22Km/h
发动机	
品牌	云内/科勒/潍柴
型号	YN38GBZ/KDI2503TCR/4G33

MODEL	R925E
Basic performance parameters	
operating weight	6300kg
Loading capacity	1m ³
Loading lifting capacity	2500KG
Bucket unloading height	3500mm
Backhoe bucket capacity	0.3m ³
Maximum digging depth	4000mm
minimum ground clearance	300mm
steering system	
Bucket rotation angle	180°
Dipper rod rotation arc	180°
System pressure	12Mpa
gearbox	
Type	动力换挡
maximum speed	22Km/h
engine	
brand	云内/科勒/潍柴
model	YN38GBZ/KDI2503TCR/4G33

反铲装载机 R928E

BACKHOE LOADER



Tier4
StageV



R929E 反铲装载机

BACKHOE LOADER



Tier4
StageV

产品用途 PRODUCT APPLICATION

广泛用于公路、铁路、建筑、水电、港口、矿山等建设工程的土石方施工机械，它主要用于铲装土壤、砂石、石灰、煤炭等散状物料，也可对矿石、硬土等作轻度铲挖作业。

It is widely used in earthwork construction machinery for highways, railways, buildings, hydropower, ports, mines and other construction projects. It is mainly used to shovel bulk materials such as soil, sand, gravel, lime, coal, etc. It can also be used for ore, hard soil, etc. Light shoveling work.

型号	R928E
基本性能参数	
操作重量	6800kg
装载斗容	1.1m ³
装载举升能力	2800KG
铲斗卸载高度	3800mm
反铲斗容	0.32m ³
最大挖掘深度	4100mm
最小离地间隙	300mm
转向系统	
转向角	±35°
最小转弯半径	501800mm
系统压力	12Mpa
变速箱	
型式	动力换挡
最高车速	25Km/h
发动机	
品牌	玉柴/康明斯/玉柴
型号	YCD4J22T/QSF3.8/YCF36110

MODEL	R928E
Basic performance parameters	
operating weight	6800kg
Loading capacity	1.1m ³
Loading lifting capacity	2800KG
Bucket unloading height	3800mm
Backhoe bucket capacity	0.32m ³
Maximum digging depth	4100mm
minimum ground clearance	300mm
steering system	
steering angle	±35°
Minimum turning radius	501800mm
System pressure	12MPa
gearbox	
Type	power shift
maximum speed	25km/h
engine	
brand	Yuchai/Cummins/Yuchai
model	YCD4J22T/QSF3.8/YCF36110

产品用途 PRODUCT APPLICATION

广泛用于公路、铁路、建筑、水电、港口、矿山等建设工程的土石方施工机械，它主要用于铲装土壤、砂石、石灰、煤炭等散状物料，也可对矿石、硬土等作轻度铲挖作业。

It is widely used in earthwork construction machinery for highways, railways, buildings, hydropower, ports, mines and other construction projects. It is mainly used to shovel bulk materials such as soil, sand, gravel, lime, coal, etc. It can also be used for ore, hard soil, etc. Light shoveling work.

型号	R929E
基本性能参数	
操作重量	8000kg
装载斗容	1.5m ³
装载举升能力	2800KG
铲斗卸载高度	2800mm
反铲斗容	0.3m ³
最大挖掘深度	4100mm
最小离地间隙	300mm
转向系统	
转角度	36°
转弯半径	6581mm
系统压力	12Mpa
变速箱	
型式	动力换挡
最高车速	30km/h
发动机	
品牌	玉柴/康明斯/玉柴
型号	YCD4J22T-115/QSF3.8/YCF36110

MODEL	R929E
Basic performance parameters	
operating weight	8000kg
Loading capacity	1.5m ³
Loading lifting capacity	2800KG
Bucket unloading height	2800mm
Backhoe bucket capacity	0.3m ³
Maximum digging depth	4100mm
minimum ground clearance	300mm
steering system	
turning angle	36°
Turning radius	6581mm
System pressure	12MPa
gearbox	
Type	power shift
maximum speed	30km/h
engine	
brand	Yuchai/Cummins/Yuchai
model	YCD4J22T-115/QSF3.8/YCF36110



叉车系列
FORKLIFT SERIES



双燃料叉车 R530B

DUAL FUEL FORKLIFT



产品用途 PRODUCT APPLICATION

广泛应用于仓库、车站、港口、机场、货场、流通中心和配送中心等场所，并可进入船舱、车厢和集装箱内，对成件、包装件以及托盘、集装箱等集装件进行装卸、堆码、拆垛、短途搬运等作业，是托盘运输、集装箱运输必不可少的设备。It is widely used in warehouses, stations, ports, airports, freight yards, circulation centers, distribution centers and other places. It can enter the cabin, carriage and container to load and unload, stack, dismantle and short-distance transportation of finished parts, packages, pallets, containers and other containerized parts. It is an essential equipment for pallet transportation and container transportation.

型号	R530B
基本参数	
LPG燃料最大功率	39kW
最大提升高度	3000mm
自由提升高度	100mm
全高（护顶架）	2150mm
全长（不带货叉）	2550mm
前悬距	471mm
后悬距	475mm
轴距	1600mm
全宽	1214mm
货叉长度	1070mm
动力类型	内燃动力
额定负荷	2500kg
载荷中心距	500mm
发动机	
品牌	PSI
汽油发动机额定功率	46kW
LPG燃料最大功率	39kW

MODEL	R530B
Basic parameters	
LPG fuel maximum power	39kW
Maximum lifting height	3000mm
Free height gain	100mm
Overall height (overhead guard)	2150mm
Full length (without forks)	2550mm
front overhang	471mm
Rear suspension distance	475mm
Wheelbase	1600mm
full width	1214mm
Fork length	1070mm
Power type	internal combustion power
Rated load	2500kg
Load center distance	500mm
engine	
brand	PSI
Gasoline engine rated power	46kW
LPG fuel maximum power	39kW

R530N 柴油叉车

DIESEL FORKLIFT



产品用途 PRODUCT APPLICATION

广泛应用于仓库、车站、港口、机场、货场、流通中心和配送中心等场所，并可进入船舱、车厢和集装箱内，对成件、包装件以及托盘、集装箱等集装件进行装卸、堆码、拆垛、短途搬运等作业，是托盘运输、集装箱运输必不可少的设备。It is widely used in warehouses, stations, ports, airports, freight yards, circulation centers, distribution centers and other places. It can enter the cabin, carriage and container to load and unload, stack, dismantle and short-distance transportation of finished parts, packages, pallets, containers and other containerized parts. It is an essential equipment for pallet transportation and container transportation.

型号	R530N
工作装置	
额定起重量	3000kg
举升高度	3000mm
倾斜角度	6-12°
爬坡能力	15/20%
外形尺寸	2750mm
操作最大高度	4250mm
自由举升高度	120mm
护顶架高度	2115mm
货叉长度	1220mm
分叉宽度	940mm
前轮胎	28"9-15
后轮胎	6.50-10
轴距	1800mm
离地间隙	170mm
发动机	
发动机型号	4D27ZG31
发动机功率	37kw

MODEL	R530N
working equipment	
Rated lifting capacity	3000kg
Lifting height	3000mm
slope	6-12°
Gradeability	15/20%
Dimensions	2750mm
Maximum operating height	4250mm
free lifting height	120mm
Overhead guard height	2115mm
Fork length	1220mm
bifurcation width	940mm
front tire	28"9-15
rear tire	6.50-10
Wheelbase	1800mm
Ground clearance	170mm
engine	
engine model	4D27ZG31
Engine power	37kw

柴油叉车 R535N DIESEL FORKLIFT



产品用途 PRODUCT APPLICATION

广泛应用于仓库、车站、港口、机场、货场、流通中心和配送中心等场所，并可进入船舱、车厢和集装箱内，对成件、包装件以及托盘、集装箱等集装件进行装卸、堆码、拆垛、短途搬运等作业，是托盘运输、集装箱运输必不可少的设备
It is widely used in warehouses, stations, ports, airports, freight yards, circulation centers, distribution centers and other places. It can enter the cabin, carriage and container to load and unload, stack, dismantle and short-distance transportation of finished parts, packages, pallets, containers and other containerized parts. It is an essential equipment for pallet transportation and container transportation

型号	R535N
工作装置	
额定起重量	3500kg
举升高度	3000mm
倾斜角度	6-12°
爬坡能力	15/20%
外形尺寸	2750mm
操作最大高度	4250mm
自由举升高度	120mm
护顶架高度	2115mm
货叉长度	1220mm
分叉宽度	940mm
前轮胎	28"9-15
后轮胎	6.50-10
轴距	1800mm
离地间隙	170mm
发动机	
发动机型号	4D27ZG31
发动机功率	37kw

MODEL	R535N
working equipment	
Rated lifting capacity	3500kg
Lifting height	3000mm
slope	6-12°
Gradeability	15/20%
Dimensions	2750mm
Maximum operating height	4250mm
free lifting height	120mm
Overhead guard height	2115mm
Fork length	1220mm
bifurcation width	940mm
front tire	28"9-15
rear tire	6.50-10
Wheelbase	1800mm
Ground clearance	170mm
engine	
engine model	4D27ZG31
Engine power	37kw

R550N 柴油叉车 DIESEL FORKLIFT



产品用途 PRODUCT APPLICATION

广泛应用于仓库、车站、港口、机场、货场、流通中心和配送中心等场所，并可进入船舱、车厢和集装箱内，对成件、包装件以及托盘、集装箱等集装件进行装卸、堆码、拆垛、短途搬运等作业，是托盘运输、集装箱运输必不可少的设备
It is widely used in warehouses, stations, ports, airports, freight yards, circulation centers, distribution centers and other places. It can enter the cabin, carriage and container to load and unload, stack, dismantle and short-distance transportation of finished parts, packages, pallets, containers and other containerized parts. It is an essential equipment for pallet transportation and container transportation

型号	R550N
工作装置	
额定起重量	5000kg
举升高度	3000mm
倾斜角度	6-12°
爬坡能力	15/20%
外形尺寸	3280mm
操作最大高度	4275mm
自由举升高度	150mm
护顶架高度	2300mm
货叉长度	1220mm
分叉宽度	1200mm
前轮胎	300-15
后轮胎	7.00-10
轴距	2100mm
离地间隙	215mm
发动机	
发动机型号	4D35ZG31/康明斯
发动机功率	61kw/60kW

MODEL	R550N
working equipment	
Rated lifting capacity	5000kg
Lifting height	3000mm
slope	6-12°
Gradeability	15/20%
Dimensions	3280mm
Maximum operating height	4275mm
free lifting height	150mm
Overhead guard height	2300mm
Fork length	1220mm
bifurcation width	1200mm
front tire	300-15
rear tire	7.00-10
Wheelbase	2100mm
Ground clearance	215mm
engine	
engine model	4D35ZG31/Cummins
Engine power	61kw/60KW

电动叉车 R510D ELECTRIC FORKLIFT



产品用途 PRODUCT APPLICATION

广泛应用于仓库、车站、港口、机场、货场、流通中心和配送中心等场所，并可进入船舱、车厢和集装箱内，对成件、包装件以及托盘、集装箱等集装件进行装卸、堆码、拆垛、短途搬运等作业，是托盘运输、集装箱运输必不可少的设备。It is widely used in warehouses, stations, ports, airports, freight yards, circulation centers, distribution centers and other places. It can enter the cabin, carriage and container to load and unload, stack, dismantle and short-distance transportation of finished parts, packages, pallets, containers and other containerized parts. It is an essential equipment for pallet transportation and container transportation.

型号	R510D
基本参数	
最大起升重量	1000Kg
长宽高（不含货叉）	2100*1100*2150mm
整车自重	1700kg
起升高度	3000mm
车身材质	加厚一体冲压车身
行走电机	3000W 直流电机
电压	60V
控制器	那电工程车专用控制器
电池	免维护电池5块
驱动桥	中亚叉车专用桥
转向桥	重载型方管叉车专用后桥
制动方式	手刹制动、泊刹
举升泊缸	高精度 航磨套管 单向双泊缸
货叉长度	1070mm
液压举升电机	2500W 直流电机
转向方式	液压助力方式
转弯半径	2200mm

MODEL	R510D
Basic parameters	
Maximum lifting weight	1000kg
Length, width and height (excluding forks)	2100*1100*2150mm
Vehicle dead weight	1700kg
Lifting height	3000mm
Body material	Thickened one-piece stamped body
Travel motor	3000W DC motor
Voltage	60V
controller	Xingdian Engineering Vehicle Special Controller
Battery	5 maintenance-free batteries
Drive axle	Zhongyia forklift special bridge
Steering bridge	Special rear axle for heavy-duty square tube forklifts
Braking method	Handbrake, brake control
Lift mooring tank	High-precision aviation grinding casing, one-way double rear tank
Fork length	1070mm
Hydraulic lift motor	2500W DC motor
steering method	Hydraulic assist method
Turning radius	2200mm

R520D 电动叉车 ELECTRIC FORKLIFT



产品用途 PRODUCT APPLICATION

广泛应用于仓库、车站、港口、机场、货场、流通中心和配送中心等场所，并可进入船舱、车厢和集装箱内，对成件、包装件以及托盘、集装箱等集装件进行装卸、堆码、拆垛、短途搬运等作业，是托盘运输、集装箱运输必不可少的设备。It is widely used in warehouses, stations, ports, airports, freight yards, circulation centers, distribution centers and other places. It can enter the cabin, carriage and container to load and unload, stack, dismantle and short-distance transportation of finished parts, packages, pallets, containers and other containerized parts. It is an essential equipment for pallet transportation and container transportation.

型号	R520D
基本参数	
最大起升重量	2000Kg
长宽高（不含货叉）	2250*1100*2150mm
整车自重	2600kg
起升高度	3000mm
车身材质	加厚一体冲压车身
行走电机	5000W 交流电机
电压	60V
控制器	海格控制器
电池	免维护电池 10 块
驱动桥	宇昌 1:41 叉车专用桥
转向桥	重载型钢板叉车专用后桥
制动方式	手刹制动、泊刹
举升泊缸	高精度 航磨套管 单向双泊缸
货叉长度	1070mm
液压举升电机	4000W 交流电机
转向方式	液压助力方式
转弯半径	2420mm

MODEL	R520D
Basic parameters	
Maximum lifting weight	2000Kg
Length, width and height (excluding forks)	2250*1100*2150mm
Vehicle dead weight	2600kg
Lifting height	3000mm
Body material	Thickened one-piece stamped body
Travel motor	5000W AC motor
Voltage	60V
controller	Hager controller
Battery	10 maintenance-free batteries
Drive axle	Zi Chang 1:41 Special bridge for vehicles
Steering bridge	Special rear axle for heavy-duty steel plate forklifts
Braking method	Handbrake, parking
Lift mooring tank	High-precision aviation grinding casing, one-way double rear tank
Fork length	1070mm
Hydraulic lift motor	4000W AC motor
steering method	Hydraulic assist method
Turning radius	2420mm

电动叉车 R525D

ELECTRIC FORKLIFT



产品用途 PRODUCT APPLICATION

广泛应用于仓库、车站、港口、机场、货场、流通中心和配送中心等场所，并可进入船舱、车厢和集装箱内，对成件、包装件以及托盘、集装箱等集装件进行装卸、堆码、拆垛、短途搬运等作业，是托盘运输、集装箱运输必不可少的设备。It is widely used in warehouses, stations, ports, airports, freight yards, circulation centers, distribution centers and other places. It can enter the cabin, carriage and container to load and unload, stack, dismantle and short-distance transportation of finished parts, packages, pallets, containers and other containerized parts. It is an essential equipment for pallet transportation and container transportation.

型号	R525D
基本参数	
最大起升重量	2500KG
长宽高 (不含货叉)	2500*1100*2150mm
整车自重	3100kg
起升高度	3000mm
车身材质	加厚一体冲压车身
行走电机	7500W 无刷交流电机
电压	60V
控制器	海格控制器
电池	免维护电池 10 块
驱动桥	宇昌 1:41 叉车专用桥
转向桥	重载型钢板叉车专用后桥
制动方式	手刹制动、液刹
举升油缸	高精工 航磨套管 单向双泊缸
货叉长度	1070mm
液压举升电机	5000W 无刷交流电机
转向方式	液压助力方式
转弯半径	2450mm

MODEL	R525D
Basic parameters	
Maximum lifting weight	2500KG
Length, width and height (excluding forks)	2500*1100*2150mm
Vehicle dead weight	3100kg
Lifting height	3000mm
Body material	Thickened one-piece stamped body
Travel motor	7500W brushless AC motor
Voltage	60V
controller	Hager controller
Battery	10 maintenance-free batteries
Drive axle	Zi Chang 1:41 Special bridge for vehicles
Steering bridge	Heavy-duty steel plate vehicle-specific rear axle
Braking method	Handbrake, parking brake
Lift mooring tank	High precision aviation grinding casting, one-way double parking cylinder
Fork length	1070mm
Hydraulic lift motor	5000W brushless AC motor
steering method	Hydraulic assist method
Turning radius	2450mm

R530D 电动叉车

ELECTRIC FORKLIFT



产品用途 PRODUCT APPLICATION

广泛应用于仓库、车站、港口、机场、货场、流通中心和配送中心等场所，并可进入船舱、车厢和集装箱内，对成件、包装件以及托盘、集装箱等集装件进行装卸、堆码、拆垛、短途搬运等作业，是托盘运输、集装箱运输必不可少的设备。It is widely used in warehouses, stations, ports, airports, freight yards, circulation centers, distribution centers and other places. It can enter the cabin, carriage and container to load and unload, stack, dismantle and short-distance transportation of finished parts, packages, pallets, containers and other containerized parts. It is an essential equipment for pallet transportation and container transportation.

型号	R530D
基本参数	
最大起升重量	3000Kg
长宽高 (不含货叉)	2500*1100*2150mm
整车自重	3700kg
起升高度	3000mm
车身材质	加厚一体冲压车身
行走电机	10000W 交流电机
电压	60v
控制器	海格控制器
电池	免维护电池 10 块 (12V-85A)
驱动桥	铸钢一体叉车专用后桥
转向桥	重载型钢板叉车专用后桥
制动方式	手刹制动、液刹
举升油缸	高精工 航磨套管 单向双泊缸
货叉长度	1070mm
液压举升电机	7500W 交流电机
转向方式	液压助力方式
转弯半径	2520mm

MODEL	R530D
Basic parameters	
Maximum lifting weight	3000kg
Length, width and height (excluding forks)	2500*1100*2150mm
Vehicle dead weight	3700kg
Lifting height	3000mm
Body material	Thickened one-piece stamped body
Travel motor	10000W AC motor
Voltage	60v
controller	Hager controller
Battery	10 maintenance-free batteries (12V-85A)
Drive axle	Cast steel integrated forklift bridge
Steering bridge	Special rear axle for heavy-duty steel plate forklifts
Braking method	Handbrake, parking brake
Lift mooring tank	High precision aviation grinding casting, one-way double parking cylinder
Fork length	1070mm
Hydraulic lift motor	7500W AC motor
steering method	Hydraulic assist method
Turning radius	2520mm

越野叉车
ROUGH TERRAIN FORKLIFT

R535



产品用途 PRODUCT APPLICATION

广泛应用于仓库、车站、港口、机场、货场、流通中心和配送中心等场所，并可进入船舱、车厢和集装箱内，对成件、包装件以及托盘、集装箱等集装件进行装卸、堆码、拆垛、短途搬运等作业，是托盘运输、集装箱运输必不可少的设备。It is widely used in warehouses, stations, ports, airports, freight yards, circulation centers, distribution centers and other places. It can enter the cabin, carriage and container to load and unload, stack, dismantle and short-distance transportation of finished parts, packages, pallets, containers and other containerized parts. It is an essential equipment for pallet transportation and container transportation.

型号	R535
基本参数	
额定负载	3500KG
最大举升高度	3000mm
自由提升高度	100mm
前悬距	526mm
后悬	1075mm
轴距	2090mm
牵引销高度	754mm
最小离地间隙	276mm
全屏宽度	1764mm
超出最小转弯半径	4289mm
最小转弯半径以内	2328mm
最小直角半径宽度	4390mm
发动机型号	B04-458(可选)
行车制动器	液压制动
发动机功率	36.8kw
变速器档位数	3 前 3 后

MODEL	R535
Basic parameters	
Rated load	3500KG
Maximum lifting height	3000mm
Free lifting height	100mm
Front overhang distance	526mm
Rear overhang	1075mm
wheelbase	2090mm
Towing pin height	754mm
Minimum ground clearance	276mm
Full width	1764mm
Outside of minimum turning radius	4289mm
Inside of minimum turning radius	2328mm
Minimum right angle radius width	4390mm
Engine model	B04-458(optional)
Service brake	hydraulic brake
Engine power	36.8kw
Number of transmission shifts	3 before 3 after 3

R540 越野叉车
ROUGH TERRAIN FORKLIFT

产品用途 PRODUCT APPLICATION

广泛应用于仓库、车站、港口、机场、货场、流通中心和配送中心等场所，并可进入船舱、车厢和集装箱内，对成件、包装件以及托盘、集装箱等集装件进行装卸、堆码、拆垛、短途搬运等作业，是托盘运输、集装箱运输必不可少的设备。It is widely used in warehouses, stations, ports, airports, freight yards, circulation centers, distribution centers and other places. It can enter the cabin, carriage and container to load and unload, stack, dismantle and short-distance transportation of finished parts, packages, pallets, containers and other containerized parts. It is an essential equipment for pallet transportation and container transportation.

型号	R540
基本参数	
额定负载	3500KG
最大举升高度	3000mm
自由提升高度	132mm
前悬距	563mm
后悬	595mm
轴距	2000mm
牵引销高度	450mm
最小离地间隙	230mm
全屏宽度	1700mm
超出最小转弯半径	2818mm
最小转弯半径以内	500mm
最小直角半径宽度	2918mm
发动机型号	4B2-50V32
行车制动器	液压助力
发动机功率	36.8kw
变速器档位数	2 前 2 后

MODEL	R540
Basic parameters	
Rated load	3500KG
Maximum lifting height	3000mm
Free lifting height	132mm
Front overhang distance	563mm
Rear overhang	595mm
wheelbase	2000mm
Towing pin height	450mm
Minimum ground clearance	230mm
Full width	1700mm
Outside of minimum turning radius	2818mm
Inside of minimum turning radius	500mm
Minimum right angle radius width	2918mm
Engine model	4B2-50V32
Service brake	hydraulic brake
Engine power	36.8kw
Number of transmission shifts	2 before after 2

越野叉车 R550

ROUGH TERRAIN FORKLIFT



产品用途 PRODUCT APPLICATION

广泛应用于仓库、车站、港口、机场、货场、流通中心和配送中心等场所，并可进入船舱、车厢和集装箱内，对成件、包装件以及托盘、集装箱等集装件进行装卸、堆码、拆垛、短途搬运等作业，是托盘运输、集装箱运输必不可少的设备。It is widely used in warehouses, stations, ports, airports, freight yards, circulation centers, distribution centers and other places. It can enter the cabin, carriage and container to load and unload, stack, dismantle and short-distance transportation of finished parts, packages, pallets, containers and other containerized parts. It is an essential equipment for pallet transportation and container transportation.

型号	R550
基本参数	
额定负载	5000KG
最大举升高度	3000mm
自由提升高度	132mm
前悬距	696mm
后悬	1413mm
轴距	2341mm
牵引销高度	820mm
最小离地间隙	349mm
全屏宽度	2190mm
超出最小转弯半径	4530mm
最小转弯半径以内	2632mm
最小直角半径宽度	4830mm
发动机型号	液压制动
行车制动器	hydraulic brake
发动机功率	75kw
变速器档位数	前三后三

MODEL	R550
Basic parameters	
Rated load	5000KG
Maximum lifting height	3000mm
Free lifting height	132mm
Front overhang distance	696mm
Rear overhang	1413mm
wheelbase	2341mm
Towing pin height	820mm
Minimum ground clearance	349mm
Full width	2190mm
Outside of minimum turning radius	4530mm
Inside of minimum turning radius	2632mm
Minimum right angle radius width	4830mm
Engine model	YCD4N23T8-100D
Service brake	hydraulic brake
Engine power	75kw
Number of transmission shifts	3 before 3 after 3

R555 越野叉车

ROUGH TERRAIN FORKLIFT



产品用途 PRODUCT APPLICATION

广泛应用于仓库、车站、港口、机场、货场、流通中心和配送中心等场所，并可进入船舱、车厢和集装箱内，对成件、包装件以及托盘、集装箱等集装件进行装卸、堆码、拆垛、短途搬运等作业，是托盘运输、集装箱运输必不可少的设备。It is widely used in warehouses, stations, ports, airports, freight yards, circulation centers, distribution centers and other places. It can enter the cabin, carriage and container to load and unload, stack, dismantle and short-distance transportation of finished parts, packages, pallets, containers and other containerized parts. It is an essential equipment for pallet transportation and container transportation.

型号	R555
基本参数	
额定负载	5000KG
最大举升高度	3000mm
自由提升高度	132mm
前悬距	696mm
后悬	1413mm
轴距	2341mm
牵引销高度	820mm
最小离地间隙	349mm
全屏宽度	1950mm
超出最小转弯半径	4530mm
最小转弯半径以内	2632mm
最小直角半径宽度	4830mm
发动机型号	YCD4N23T8-100D
行车制动器	液压制动
发动机功率	75kw
变速器档位数	前三后三

MODEL	R555
Basic parameters	
Rated load	5000KG
Maximum lifting height	3000mm
Free lifting height	132mm
Front overhang distance	696mm
Rear overhang	1413mm
wheelbase	2341mm
Towing pin height	820mm
Minimum ground clearance	349mm
Full width	1950mm
Outside of minimum turning radius	4530mm
Inside of minimum turning radius	2632mm
Minimum right angle radius width	4830mm
Engine model	YCD4N23T8-100D
Service brake	hydraulic brake
Engine power	75kw
Number of transmission shifts	3 before after 3



伸缩臂叉装机

TELEHANDLER



伸缩臂叉装机 R735

TELEHANDLER



产品用途 PRODUCT APPLICATION

用于提升货物，使其能够在不同高度间移动，并方便地堆放或装卸，可以轻松地搬运大量货物，其使用范围包括仓库、码头、工厂和建筑工地等。

Used to lift goods, enabling them to move between different heights and facilitate stacking or loading and unloading, allowing for easy handling of large quantities of goods. Its usage range includes warehouses, docks, factories, and construction sites, etc

型号	R735
基本参数	
最大举升重量	3500kg
最大举升高度	7000mm
最大举升高度下的卸载距离	450mm
最大前伸长度	3600mm
整机重量	7200kg
轮胎	16/70-24
转弯半径(轮胎外沿)	4250mm
转向角度	42.6
卸料角度	37.5
高度	2300mm
宽度	2150mm
驾驶室宽度	800mm
轮距	1750mm
轴距	2850mm
叉齿长度	1220mm
可选发动机	云内/科勒/常柴

MODEL	R735
Basic parameters	
Maximum lift capacity	3500kg
Lift height	7000mm
Reach at maximum lift height	450mm
Maximum forward reach	3600mm
Weight unload	7200kg
Tyre	16/70-24
Outside turn radius(over tyre)	4250mm
Carriage roll back angle(degrees)	42.6
Carriage dump angle(degrees)	37.5
Overall height	2300mm
Overall width(over tyres)	2150mm
Inside width of cab	800mm
Front track	1750mm
Wheelbase	2850mm
Pallet fork length	1220mm
Optional engine	Yunnei/Kohler/Changchai

R740 伸缩臂叉装机

TELEHANDLER



产品用途 PRODUCT APPLICATION

用于提升货物，使其能够在不同高度间移动，并方便地堆放或装卸，可以轻松地搬运大量货物，其使用范围包括仓库、码头、工厂和建筑工地等。

Used to lift goods, enabling them to move between different heights and facilitate stacking or loading and unloading, allowing for easy handling of large quantities of goods. Its usage range includes warehouses, docks, factories, and construction sites, etc

型号	R740
基本参数	
最大举升重量	4000kg
最大举升高度	7000mm
最大举升高度下的卸载距离	450mm
最大前伸长度	4000mm
整机重量	7800kg
轮胎	16/70-24半实心轮胎
转弯半径(轮胎外沿)	4250mm
转向角度	42.6
卸料角度	37.5
高度	2300mm
宽度	2150mm
驾驶室宽度	800mm
轮距	1750mm
轴距	2850mm
叉齿长度	1220mm
可选发动机	玉柴/康明斯

MODEL	R740
Basic parameters	
Maximum lift capacity	4000kg
Lift height	7000mm
Reach at maximum lift height	450mm
Maximum forward reach	4000mm
Weight unload	7800kg
Tyre	16/70-24 semi-solid tires
Outside turn radius(over tyre)	4250mm
Carriage roll back angle(degrees)	42.6
Carriage dump angle(degrees)	37.5
Overall height	2300mm
Overall width(over tyres)	2150mm
Inside width of cab	800mm
Front track	1750mm
Wheelbase	2850mm
Pallet fork length	1220mm
Optional engine	Yuchai/Cummins

350 WALK-BEHIND SINGLE DRUM ROAD ROLLER

COMPACTION		WALK	
STATIC LINE LOAD	115-130N/mm	SPEED	0-4km/h
NOMINAL AMPLITUDE	0.5-1mm	TURNING RADIUS	/
VIBRATION FREQUENCY	60Hz	THEORETICAL CLIMBING ABILITY	30°
VIOLENT FORCE	15KN	DIMENSIONS	
WATER TANK VOLUME	23L		
ENGINE		STEEL WHEEL DIAMETER	430mm
MODEL	CC173	WHEELBASE	/
TYPE	Diesel single cylinder air-cooled four-stroke	TOTAL LENGTH	1450mm
POWER	5hp	TOTAL WIDTH	770mm
MAILBOX CAPACITY	2.5L	TOTAL HEIGHT	1250mm
LUBRICATING OIL QUANTITY	0.7L	WORKING WEIGHT	350kg



ENGINE

Changchai 173 air-cooled electric start diesel engine
National II standard

NO.2

WORKING

Small working radius,
can work in small areas

NO.1

NO.3

The throttle, switch, etc. are integrated into the operating handle, making operation more convenient

OPERATING HANDLE

NO.4

Two auxiliary wheels, more stable when stationary

TRAINING WHEELS



500 WALK-BEHIND TWO-WHEEL AIR-COOLED ROAD ROLLER

COMPACTION		WALK	
STATIC LINE LOAD	39/42N/cm	SPEED	0-4km/h
NOMINAL AMPLITUDE	0.34mm	TURNING RADIUS	/
VIBRATION FREQUENCY	85Hz	THEORETICAL CLIMBING ABILITY	25°
VIOLENT FORCE	8.88KN	DIMENSIONS	
ENGINE		DRUM WHEEL WIDTH	600mm
MODEL	178F	STEEL WHEEL DIAMETER	426mm
TYPE	Diesel engine air-cooled four-stroke single-cylinder	WHEELBASE	560mm
POWER	6hp/3600rpm	TOTAL LENGTH	2350mm
FUEL TANK CAPACITY	5.5L	TOTAL WIDTH	755mm
LUBRICATING OIL QUANTITY	1.1L	TOTAL HEIGHT	1710mm
WATER TANK VOLUME	/	SPRINKLER BOX	26L



ENGINE

Brand engine supports customization

NO.2

SIZE

Small operating radius, can work in a small area

NO.1



NO.3

The throttle, switch, etc. are integrated into the operating handle, making operation more convenient

OPERATING HANDLE

NO.4

Continuously variable speed

WALK

1 TON FULLY HYDRAULIC ROAD ROLLER

COMPACTION		WALK	
STATIC LINE LOAD	56/77N/cm	SPEED	0-8km/h
NOMINAL AMPLITUDE	0.5mm	TURNING RADIUS	1530mm
VIBRATION FREQUENCY	69Hz	THEORETICAL CLIMBING ABILITY	30°
VIOLENT FORCE	35KN	DIMENSIONS	
ENGINE		DRUM WHEEL WIDTH	800mm
MODEL	CF195FD-4	STEEL WHEEL DIAMETER	530mm
TYPE	Diesel engine air-cooled four-stroke single-cylinder	WHEELBASE	1276mm
POWER	11hp/3600rpm	TOTAL LENGTH	1865mm
FUEL TANK CAPACITY	5.5L	TOTAL WIDTH	900mm
LUBRICATING OIL QUANTITY	1.1L	TOTAL HEIGHT	2080mm
WORK	Drive hydraulics/Hydraulic vibration/Hydraulic steering		



SEAT

Luxurious seats, you won't feel tired after sitting for a long time

NO.2

ANTI-ROLL BAR

The anti-roll frame is foldable and can be equipped with an awning

NO.1

OPERATION PANEL

Deluxe panel operation is clear at a glance

NO.3



NO.4

Small operating radius, can work in a small area

SIZE

NO.5

Hydraulic vibration, hydraulic travel, hydraulic steering, full hydraulic system, easier to operate

WALK

1 TON MECHANICAL ROAD ROLLER

COMPACTION		WALK	
STATIC LINE LOAD	56/77N/cm	SPEED	0-8km/h
NOMINAL AMPLITUDE	0.5mm	TURNING RADIUS	3350mm
VIBRATION FREQUENCY	65Hz	THEORETICAL CLIMBING ABILITY	30°
VIOLENT FORCE	30KN	DIMENSIONS	
ENGINE		DRUM WHEEL WIDTH	800mm
MODEL	CF186	STEEL WHEEL DIAMETER	500mm
TYPE	Diesel engine air-cooled four-stroke single-cylinder	WHEELBASE	1276mm
POWER	14hp/3600rpm	TOTAL LENGTH	1865mm
FUEL TANK CAPACITY	5.5L	TOTAL WIDTH	900mm
LUBRICATING OIL QUANTITY	1.1L	TOTAL HEIGHT	2080mm
WATER TANK	36L	WORK	Hydraulic drive Hydraulic steering



ANTI-ROLL BAR

The anti-roll frame is foldable and can be equipped with an awning

NO.1

SEAT

Luxurious seats, you won't feel tired after sitting for a long time

NO.2

OPERATION PANEL

Deluxe panel operation is clear at a glance

NO.3

NO.5

Mechanical vibration, hydraulic walking, durable and easy to maintain

WALK

NO.4

Small operating radius, can work in a small area

SIZE



1.3 TON ROAD ROLLER

COMPACTION		WALK	
STATIC LINE LOAD	90-110N/cm	SPEED	0-6km/h
NOMINAL AMPLITUDE	0.5-1.5mm	TURNING RADIUS	1730mm
VIBRATION FREQUENCY	70Hz	THEORETICAL CLIMBING ABILITY	30°
VIOLENT FORCE	35KN	DIMENSIONS	
ENGINE		DRUM WHEEL WIDTH	1000mm
MODEL	CCL16	STEEL WHEEL DIAMETER	560mm
TYPE	Single cylinder diesel engine	WHEELBASE	1140mm
POWER	16hp	TOTAL LENGTH	2300mm
FUEL TANK CAPACITY	13L	TOTAL WIDTH	1130mm
LUBRICATING OIL QUANTITY	1.5L	TOTAL HEIGHT	2400mm
WATER TANK	130L	WORKING WEIGHT	1300kg



ANTI-ROLL BAR

The anti-roll frame is foldable and can be equipped with an awning

NO.2

SEAT

Luxurious seats, you won't feel tired after sitting for a long time

NO.1

OPERATION PANEL

Deluxe panel operation is clear at a glance

NO.3



NO.4

Small operating radius, can work in a small area

SIZE

NO.5

Continuously variable speed, hydraulic two-wheel

WALK

1.8 TON ROAD ROLLER

COMPACTION		WALK	
STATIC LINE LOAD	125/110N/cm	SPEED	0-10km/h
NOMINAL AMPLITUDE	0.5-1.5mm	TURNING RADIUS	4514mm
VIBRATION FREQUENCY	75Hz	THEORETICAL CLIMBING ABILITY	30°
VIOLENT FORCE	45KN	DIMENSIONS	
ENGINE		DRUM WHEEL WIDTH	1100mm
MODEL	3B2-35V31	STEEL WHEEL DIAMETER	560mm
TYPE	Diesel engine water-cooled three-cylinder	WHEELBASE	1140mm
POWER	35hp	TOTAL LENGTH	2350mm
FUEL TANK CAPACITY	20L	TOTAL WIDTH	1230mm
LUBRICATING OIL QUANTITY	2L	TOTAL HEIGHT	2500mm
WATER TANK	95L	WORKING WEIGHT	1800kg



AWNING

Foldable awning and anti-roll bar

NO.1

SEAT

Luxurious seats, you won't feel tired after sitting for a long time

NO.2

OPERATION PANEL

Deluxe panel operation is clear at a glance

NO.3



NO.5

Continuously variable speed, hydraulic two-wheel

WALK

NO.4

Small operating radius, can work in a small area

SIZE

2 TON ELECTRIC ROAD ROLLER

COMPACTION		CONTROLLER	
STATIC LINE LOAD BEFORE/AFTER	90-110N/mm	MAXIMUM OUTPUT CURRENT	450A
NOMINAL AMPLITUDE	0.5-1.5mm	MAXIMUM OUTPUT VOLTAGE	24V-90V
VIBRATION FREQUENCY	70Hz	WORKING VOLTAGE RANGE	-40°C-85°C
VIOLENT FORCE	35KN	WATERPROOF LEVEL	IP65
WATER TANK	85L	POWER SUPPLY	
BATTERY		CHARGER/ CHARGING GUN	30A
BATTERY CAPACITY	200AH	MONITOR	4.3 inches
BATTERY TYPE	Ternary lithium battery	DC/DCPOWER SUPPLY	12V30A
MOTOR		DIMENSIONS	
RATED VOLTAGE	72V	DRUM WHEEL WIDTH	1000mm
RATED SPEED	2800rpm	STEEL WHEEL DIAMETER	560mm
RATED TORQUE	42N.M	WHEELBASE	1140mm
RATED POWER	10hp	TOTAL LENGTH	2300mm
MAXIMUM TORQUE	95N.M	TOTAL WIDTH	1130mm
MAXIMUM POWER	15km	TOTAL HEIGHT	2400mm
WORK QUALITY			
SPEED	0-6km/h	WORK	4-6h
THEORETICAL CLIMBING ABILITY	30°	CHARGING TIME	4 hours, 80% charge in 2 hours



2 TON ROAD ROLLER

COMPACTION		WALK	
STATIC LINE LOAD	125-110N/cm	SPEED	0-10km/h
NOMINAL AMPLITUDE	0.5-1.5mm	TURNING RADIUS	4514mm
VIBRATION FREQUENCY	75Hz	THEORETICAL CLIMBING ABILITY	30°
VIOLENT FORCE	45KN	DIMENSIONS	
ENGINE		DRUM WHEEL WIDTH	1100mm
MODEL	3B2-35V31	STEEL WHEEL DIAMETER	560mm
TYPE	Diesel engine water-cooled three-cylinder	WHEELBASE	1140mm
POWER	35hp	TOTAL LENGTH	2350mm
FUEL TANK CAPACITY	20L	TOTAL WIDTH	1230mm
LUBRICATING OIL QUANTITY	2L	TOTAL HEIGHT	2500mm
WATER TANK	150L	WORKING WEIGHT	2000kg



ANTI-ROLL BAR

The anti-roll frame is foldable and can be equipped with an awning

NO.1

SEAT

Luxurious seats, you won't feel tired after sitting for a long time

NO.2

OPERATION PANEL

Deluxe panel operation is clear at a glance

NO.3

NO.5

Continuously variable speed, hydraulic two-wheel

WALK

NO.4

Small operating radius, can work in a small area

SIZE



2 TON DOUBLE DRUM ROAD ROLLER

COMPACTION		WALK	
STATIC LINE LOAD	125/115N/cm	SPEED	0-15km/h
NOMINAL AMPLITUDE	0.5/1mm	TURNING RADIUS	4650mm
VIBRATION FREQUENCY	70Hz	THEORETICAL CLIMBING ABILITY	40°
VIOLENT FORCE	2x30N (Two wheel vibration)	DIMENSIONS	
ENGINE		DRUM WHEEL WIDTH	1200mm
MODEL	3B2-35V31	STEEL WHEEL DIAMETER	610mm
TYPE	Diesel engine water-cooled three-cylinder	WHEELBASE	2127mm
POWER	35hp	TOTAL LENGTH	3028mm
FUEL TANK CAPACITY	40L	TOTAL WIDTH	1330mm
LUBRICATING OIL QUANTITY	2L	TOTAL HEIGHT	2500mm
WATER TANK	160L	WORKING WEIGHT	2000kg



ANTI-ROLL BAR

The anti-roll frame is foldable and can be equipped with an awning

NO.1

SEAT

Luxurious seats, you won't feel tired after sitting for a long time

NO.2

OPERATION PANEL

Deluxe panel operation is clear at a glance

NO.3



NO.5

Continuously variable speed, hydraulic two-wheel

WALK

NO.4

Brand engine, high quality, supports customization

ENGINE

3 TON DOUBLE DRUM ROAD ROLLER

COMPACTION		WALK	
STATIC LINE LOAD	135-120N/cm	SPEED	0-12km/h
NOMINAL AMPLITUDE	0.5mm	TURNING RADIUS	1850mm
VIBRATION FREQUENCY	54Hz	THEORETICAL CLIMBING ABILITY	30°
VIOLENT FORCE	41.3x2/14.7x2 KN	DIMENSIONS	
ENGINE		DRUM WHEEL WIDTH	1200mm
MODEL	V20-38C41	STEEL WHEEL DIAMETER	700mm
TYPE	Water-cooled four-stroke three-cylinder diesel engine	WHEELBASE	1830mm
POWER	38hp/2600rpm	TOTAL LENGTH	3260mm
FUEL TANK CAPACITY	51L	TOTAL WIDTH	1295mm
LUBRICATING OIL QUANTITY	6L	TOTAL HEIGHT	2580mm



SEAT

Luxurious seats, you won't feel tired after sitting for a long time

NO.2

ANTI-ROLL BAR


The anti-roll frame is foldable and can be equipped with an awning

NO.1

OPERATION PANEL

Deluxe panel operation is clear at a glance

NO.3



NO.5

Continuously variable speed, hydraulic two-wheel

WALK

NO.4

Brand engine, high quality, supports customization

ENGINE

3 TON REAR FOUR-PULLEY ROAD ROLLER

COMPACTION		WALK	
STATIC LINE LOAD	125/110N/cm	SPEED	0-10km/h
NOMINAL AMPLITUDE	0.5/1.5mm	TURNING RADIUS	1750mm
VIBRATION FREQUENCY	75Hz	THEORETICAL CLIMBING ABILITY	30°
VIOLENT FORCE	45KN	DIMENSIONS	
ENGINE		DRUM WHEEL WIDTH	1100mm
MODEL	3B2-35V31	STEEL WHEEL DIAMETER	560mm
TYPE	Diesel engine water-cooled three-cylinder	WHEELBASE	1140mm
POWER	35hp	TOTAL LENGTH	2350mm
FUEL TANK CAPACITY	65L	TOTAL WIDTH	1230mm
LUBRICATING OIL QUANTITY	2.5L	TOTAL HEIGHT	2500mm
WATER TANK	95L	WORKING WEIGHT	2950kg



SEAT

Luxurious seats, easy to adjust, comfortable to work, no tiredness after working for a long time

NO.2

AWNING


Anti-roll frame and awning are foldable

NO.1

ENGINE

Brand engine, quality guaranteed, support customization

NO.3



NO.4

Hydraulic vibration, continuously variable speed

WALK

NO.5

Professional rubber tires are suitable for scenes with high road requirements such as airports.

RUBBER WHEEL

4 TON DOUBLE DRUM VIBRATORY ROAD ROLLER

WALK			
TYPE	Diesel four-cylinder water-cooled	WHEELBASE	2325mm
MODEL	QC490	TURNING RADIUS	4100mm
VIBRATION FORM	Hydraulic vibration	THEORETICAL CLIMBING ABILITY	40°-50°
HYDRAULIC TANK VOLUME	73L	NOMINAL AMPLITUDE	0.5mm
DIESEL VOLUME	65L	VIBRATION FREQUENCY	65Hz
WORK QUALITY	4000kg	VIOLENT FORCE	80KN
VIBRATING WHEEL DIAMETER	800mm	SPEED	0-10km/h
COMPACTION WIDTH	1350mm	WATER TANK	150L
STATIC LINE LOAD	125/85N/cm	RATED POWER	50hp
GROUND CLEARANCE	350mm	RATED SPEED	2600rpm



SEAT

The seat can slide left and right, making it easy to see the road conditions on both sides of the machine.

NO.2

AWNING


Anti-roll frame and awning are foldable

NO.1

OPERATION PANEL

Deluxe panel operation is clear at a glance

NO.3



NO.4

Brand engine, high quality, supports customization

NO.5

Continuously variable speed, hydraulic two-wheel

ENGINE

WALK

4 TON ROAD ROLLER

COMPACTION		WALK	
STATIC LINE LOAD	236N/cm	SPEED	0-18km/h
NOMINAL AMPLITUDE	0.5mm	TURNING RADIUS	2350mm
VIBRATION FREQUENCY	45Hz	THEORETICAL CLIMBING ABILITY	30°
VIOLENT FORCE	70KN	DIMENSIONS	
ENGINE		DRUM WHEEL WIDTH	1450mm
MODEL	4b2-50v32	STEEL WHEEL DIAMETER	1000mm
TYPE	Diesel engine water-cooled four-stroke four-cylinder	WHEELBASE	2350mm
POWER	50hp/2400rpm	TOTAL LENGTH	4500mm
FUEL TANK CAPACITY	60L	TOTAL WIDTH	1650mm
LUBRICATING OIL QUANTITY	8.9L	TOTAL HEIGHT	2670mm



CAB

The cab is spacious and bright, supporting night compaction operations.

NO.2

SCOPE OF APPLICATION

It is suitable for road earth-work compaction, asphalt concrete, sand and gravel mixture and cement stabilized soil paving and compaction, as well as trench backfilling and construction project backfilling compaction.

NO.1



NO.3

It has the characteristics of strong climbing ability and strong power.

RUBBER WHEEL

NO.4

Hydraulic vibration, continuously variable speed

WALK

5 TON DOUBLE DRUM VIBRATORY ROAD ROLLER

WALK			
ENGINE	V25-50C41	WHEELBASE	2530mm
WATER TANK	185L	TURNING RADIUS	3000mm
POWER	50hp	THEORETICAL CLIMBING ABILITY	30°
HYDRAULIC TANK VOLUME	80L	NOMINAL AMPLITUDE	0.1mm
DIESEL VOLUME	80L	VIBRATION FREQUENCY	48Hz
WORK QUALITY	5000kg	VIOLENT FORCE	62x2/18x2KN
VIBRATING WHEEL DIAMETER	800mm	SPEED	0-10km/h
COMPACTION WIDTH	1400mm	RATED SPEED	2400rpm
STATIC LINE LOAD	150/200N/cm	ACCESSORIES	
GROUND CLEARANCE	240mm	Fluid display, Engine fault diagnosis system, Shock-absorbing sliding seat	



SEAT

The seat can slide left and right, making it easy to see the road conditions on both sides of the machine.

NO.2

AWNING

Anti-roll frame and awning are foldable

NO.1

OPERATION PANEL

Deluxe panel operation is clear at a glance

NO.3



NO.4

Brand engine, high quality, supports customization

NO.5

Continuously variable speed, hydraulic two-wheel

ENGINE

WALK

6 TON ROAD ROLLER

COMPACTION		WALK	
STATIC LINE LOAD	296N/cm	SPEED	0-15km/h
NOMINAL AMPLITUDE	0.5mm	TURNING RADIUS	2965mm
VIBRATION FREQUENCY	45Hz	THEORETICAL CLIMBING ABILITY	55°
VIOLENT FORCE	220KN	DIMENSIONS	
ENGINE		DRUM WHEEL WIDTH	1650mm
MODEL	4b2-50v32	STEEL WHEEL DIAMETER	1100mm
TYPE	Diesel engine water-cooled four-stroke four-cylinder	WHEELBASE	2350mm
POWER	50hp/2400rpm	TOTAL LENGTH	4535mm
FUEL TANK CAPACITY	130L	TOTAL WIDTH	1820mm
LUBRICATING OIL QUANTITY	8.9L	TOTAL HEIGHT	2760mm



SCOPE OF APPLICATION

It is suitable for road earth-work compaction, asphalt concrete, sand and gravel mixture and cement stabilized soil paving and compaction, as well as trench backfilling and construction project backfilling compaction.

NO.2

CAB

The cab is spacious and bright, supporting night compaction operations.

NO.1



NO.3

Hydraulic vibration, continuously variable speed

NO.4

It has the characteristics of strong climbing ability and strong power.

WALK

RUBBER WHEEL

8 TON ROAD ROLLER

COMPACTION		WALK	
STATIC LINE LOAD	285N/cm	SPEED	0-15km/h
NOMINAL AMPLITUDE	0.5mm	TURNING RADIUS	2980mm
VIBRATION FREQUENCY	45Hz	THEORETICAL CLIMBING ABILITY	30°
VIOLENT FORCE	260KN	DIMENSIONS	
ENGINE		DRUM WHEEL WIDTH	1850mm
MODEL	4g33TC	STEEL WHEEL DIAMETER	1200mm
TYPE	Diesel engine water-cooled four-stroke four-cylinder	WHEELBASE	2980mm
POWER	102hp/2400rpm	TOTAL LENGTH	5100mm
FUEL TANK CAPACITY	130L	TOTAL WIDTH	2010mm
LUBRICATING OIL QUANTITY	9.6L	TOTAL HEIGHT	2670mm



CAB

The cab is spacious and bright, supporting night compaction operations.

NO.2

SCOPE OF APPLICATION

Mainly used in auxiliary roads, pipeline earthwork backfill, underground parking lots, rural road earthwork, and gravel foundation compaction

NO.1



NO.3

It has the characteristics of strong climbing ability and strong power.

NO.4

Hydraulic vibration, continuously variable speed

RUBBER WHEEL

WALK

10 TON SINGLE DRUM ROAD ROLLER

COMPACTION		WALK	
STATIC LINE LOAD	334N/cm	SPEED	0-15km/h
NOMINAL AMPLITUDE	0.4mm	TURNING RADIUS	3100mm
VIBRATION FREQUENCY	37.5Hz	THEORETICAL CLIMBING ABILITY	55°
VIOLENT FORCE	300KN	DIMENSIONS	
ENGINE		DRUM WHEEL WIDTH	2130mm
MODEL	YCD4T33T6-115	STEEL WHEEL DIAMETER	1400mm
TYPE	Diesel engine water-cooled four-stroke four-cylinder	WHEELBASE	3160mm
POWER	117hp/2400rpm	TOTAL LENGTH	5610mm
FUEL TANK CAPACITY	75L	TOTAL WIDTH	2300mm
LUBRICATING OIL QUANTITY	11L	TOTAL HEIGHT	2700mm



CAB

The cab is spacious and bright, supporting night compaction operations.

NO.2

SCOPE OF APPLICATION

Mainly used in auxiliary roads, pipeline earthwork backfill, underground parking lots, rural road earthwork, and gravel foundation compaction

NO.1



NO.3

It has the characteristics of strong climbing ability and strong power.

RUBBER WHEEL

NO.4

Hydraulic vibration, continuously variable speed

WALK